



NEW INDIA SENIOR SECONDARY SCHOOL, PANCHKULA
SUMMER VACATION ASSIGNMENT 2024

CLASS – LKG



NAME: _____

ROLL NO.: _____

HABITS TO IMBIBE DURING SUMMER VACATION

Dear Students,

Summer vacation is a great time to have fun and learn new things. Here are some good habits to try:

1. Read Every Day

- Why: Improves your imagination and vocabulary.
- How: Read storybooks or comics for 15-20 minutes daily.

2. Stay Active

- Why: Keeps you healthy and energetic.
- How: Play outside, ride your bike, or skip rope for 30 minutes daily.

3. Eat Healthy Foods

- Why: Helps you grow strong.
- How: Eat fruits, vegetables, and drink lots of water.

4. Help at Home

- Why: Teaches responsibility.
- How: Tidy your room or set the table.

5. Try New Hobbies

- Why: Fun and educational.
- How: Try drawing, painting, or gardening.

6. Spend Time in Nature

- Why: Makes you feel happy and calm.
- How: Go for walks or play in the garden.

7. Learn Something New

- Why: Exciting and fun.
- How: Learn new words or simple science experiments or hobbies that makes your excited.

8. Have Fun and Relax

- Why: Important for happiness.
- How: Play games and spend time with family.

Tips for Parents

- Encourage Reading: Read together daily.
- Promote Activity: Plan outdoor play.
- Healthy Eating: Involve kids in meal prep.
- Routine: Balance fun and learning.

Enjoy your vacation and have fun learning new things!

SUMMER VACATION ASSIGNMENT

➤ Revise Periodic Test 1 Syllabus of Hindi and Mathematics.

ENGLISH

Writing

1. Fun with patterns (A): Do Page No. 23 to 36.

2. LWAS – Do Page No. 3 to 14 (Enrichment Sheet) and Page No. – 16, 17, 19, 23, 28, 32, 36, 39, 47, 50

3. Write letters A a, B b, C c, D d in the following worksheets:

* Practice the same worksheets in English notebook also.

June 01, 2024 Saturday

Letter - A ऀ

/ ^ A

Letter - a ँ

/ a a

Ant

June 01, 2024

Saturday

Letter B - 0

1

1

B

Letter b - 0

/

1

b



Balloons

June 01, 2024

Saturday

Letter C - क

/

c

c

Letter c - क

/

c

c



Cup

June 01, 2024

Saturday

Letter D - 5

1

2

D

Letter d - 5

1

2

d



Donut

June 01, 2024

Saturday

A - D

A

B

C

D

a - d

a

b


c


d

4. Look at the pictures and write the first letter of the picture:







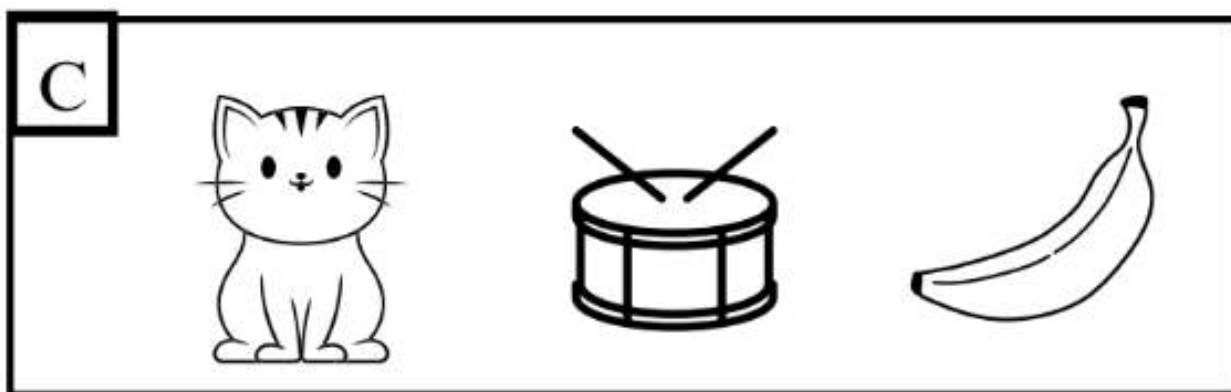










5. Colour the correct picture related to the given letter:



6. Match the letter with the correct picture and colour the picture:

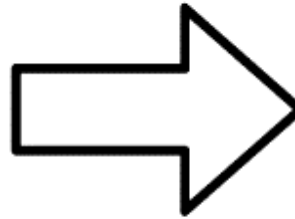
B



D



C



A



Speaking

1. Show and tell – Encourage your child to speak few lines on any object for example – Favorite Toy, Fruit, Vegetable etc.
2. Learn and recite rhymes: (**Sweet Rhymes B**)
 - (a) Two Little Dicky Birds (Pg. No. 4)
 - (b) My Body (Pg. No. 6)
 - (c) Hickory, Dickory (Pg. No. 8)
 - (d) School (Pg. No. 75; Aster 1)

Hindi

Writing

1. नीचे दी गयी कार्यपत्रिका में स्वर लिखिए।

*हिंदी नोटबुक में स्वर अ से अः लिखिए।

जून 01, 2024

शनिवार

अ

उ

उ

अ



अनार

आ

उ

उ

आ



आम

जून 01, 2024

शनिवार



त

ड

इ



इमली



त

ड

इ



इख

जून 01, 2024

शनिवार

उ


उ

उ

उ



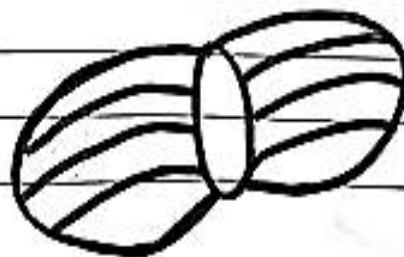
उजाला



उ

उ

ऊ



ऊन

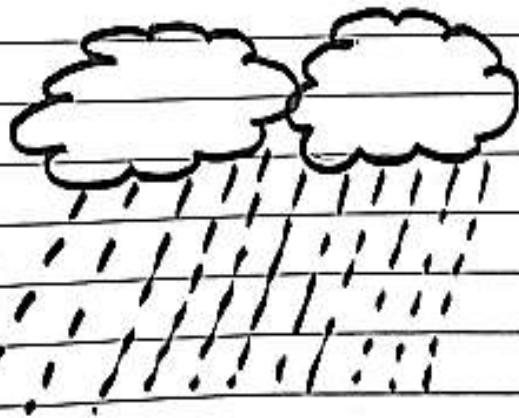
जून 01, 2024

शनिवार

ऋतु

ऋतु


ऋतु



वर्षा ऋतु

जून 01, 2024

शनिवार



१

५



एक



१

५



एक

जून 01, 2024

शनिवार

औ

उ

उ

औ



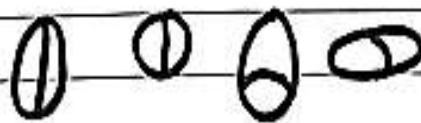
औखली

औ

उ

उ

औ



औषधि

जून 01, 2024


शनिवार




उ

उ

अं



अंगूर



उ

उ

अः

जून 01, 2024

शनिवार

अ - अः

अ

आ

इ

ई

उ

ऊ

ऋ

ए

ऐ





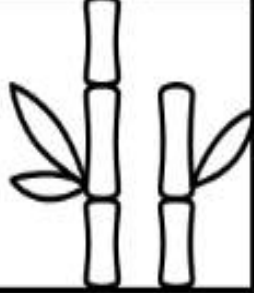
ओ

औ

अं

अः

2. चित्र के सही वर्ण को ढूँढ कर गोला लगाओ:

	आ	अ	ऊ	इ
	इ	ई	ऊ	ई
	उ	ऊ	ई	ई
	आ	उ	इ	उ
	ऊ	अ	ऊ	ई
	ऊ	अ	आ	अ

3. चित्र पहचानें और सही स्वर से मिलायें:



आ

ओ

ऐ

अं

उ

ऊ

ऋ

अ

ई

औ

इ

ए



1



Speaking

निम्नलिखित कविताएँ दोहराइए (गीत पंखुड़ी):

1. प्रार्थना (Pg. No. 2)
2. वीर सिपाही (Pg. No. 5)

01.06.2024

Saturday

Backward counting (0-0)

T 0

T 0

1 0

.

9

.

8

.

7

.

6

.

5

.

4

.

3

.

2

.

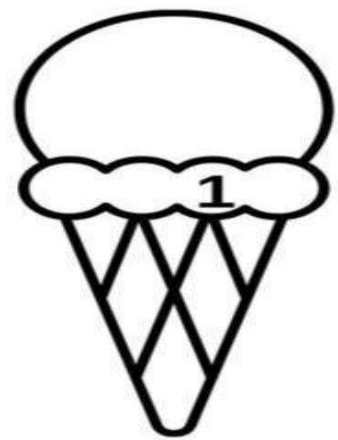

1

.








0

.

2. Make the sprinkles according to the number written on the ice cream and colour them.




3. Write the missing numbers:





4. Do as directed:


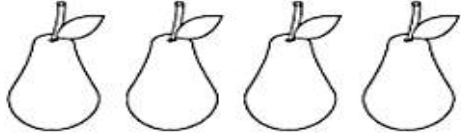



► Colour the bigger object



► Colour the smaller object



5. Count and circle the correct number.

	2 3 5
	4 6 7
	2 4 5
	4 6 7
	6 8 9

VISUAL ART

Make a Tulip flower using Origami Sheet and paste it on A4 Sheet.



FATHER'S DAY CELEBRATIONS

- Celebrate the Day by making a Card for your father and make him feel special.
*Take help from your mother.

