



NEW INDIA SENIOR SECONDARY SCHOOL, PANCHKULA
SUMMER VACATION ASSIGNMENT 2024

CLASS – NURSERY



NAME: _____

ROLL NO.: _____

HABITS TO IMBIBE DURING SUMMER VACATION

Dear Students,

Summer vacation is a great time to have fun and learn new things. Here are some good habits to try:

1. Read Every Day

- Why: Improves your imagination and vocabulary.
- How: Read storybooks or comics for 15-20 minutes daily.

2. Stay Active

- Why: Keeps you healthy and energetic.
- How: Play outside, ride your bike, or skip rope for 30 minutes daily.

3. Eat Healthy Foods

- Why: Helps you grow strong.
- How: Eat fruits, vegetables, and drink lots of water.

4. Help at Home

- Why: Teaches responsibility.
- How: Tidy your room or set the table.

5. Try New Hobbies

- Why: Fun and educational.
- How: Try drawing, painting, or gardening.

6. Spend Time in Nature

- Why: Makes you feel happy and calm.
- How: Go for walks or play in the garden.

7. Learn Something New

- Why: Exciting and fun.
- How: Learn new words or simple science experiments or hobbies that makes your excited.

8. Have Fun and Relax

- Why: Important for happiness.
- How: Play games and spend time with family.

Tips for Parents

- Encourage Reading: Read together daily.
- Promote Activity: Plan outdoor play.
- Healthy Eating: Involve kids in meal prep.
- Routine: Balance fun and learning.

Enjoy your vacation and have fun learning new things!

SUMMER VACATION ASSIGNMENT


➤ Revise Periodic Test 1 Syllabus of Hindi and Mathematics.

ENGLISH

Recognition

1. Read Phonic sounds a to z from the worksheet provided.

REFERENCE WORKSHEET FOR ENGLISH CALLIGRAPHY & PHONICS



Writing

1. Fun with patterns (A): Do Page No. – 20 to 36.

2. LWAS: Do Page No. 3 to 13 (Enrichment Sheet), Page No. – 26, 42, 46, 47, 51, 59, 62.

June 01, 2024

Saturday

Letter B - T

B

B

B

B

B

B

B

B

B

B

B

B

Letter b - T

b

b

b

b

b

b

b

b

b

b

b

b



Bell

June 01, 2024

Saturday

Letter C - ch

/ C C

••• C C

••• C C

••• C C


Letter - c ch

/ c c

••• c c

••• c c

••• c c



Carrot

June 01, 2024

Saturday

A - C

A

B

C

A

B

C

A

B

C

A

B

C

a - c

a

b

c

a

b

c

a

b

c

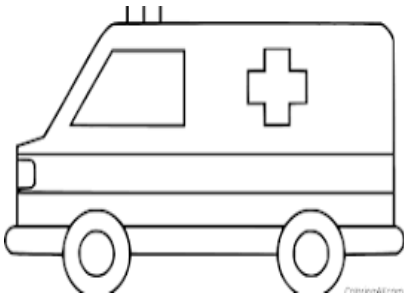
a

b

c



4. Colour the Correct Box:




C

A



B

C



A

C



B

A

Speaking

1. Show and tell – Encourage your child to speak a few lines on any object for example – Favorite Toy, Fruit, Vegetable etc.
2. Learn and recite rhymes: (**Sweet Rhymes A**)
 - (a) Thank You God (Pg. No. 2)
 - (b) One, Two (Pg. No. 4)
 - (c) Early to Bed (Pg. No. 6)
 - (d) Cobbler, Cobbler (Pg. No. 10)

HINDI

Recognition

मेरी पहली वर्णमाला किताब से स्वर अ से अः पढ़िए।

Writing

नीचे दी गयी कार्यपत्रिका में स्वर अ से ऋ लिखिए:

(*हिंदी उत्तर पुस्तिका में स्वर अ से ऋ लिखिए)

जून 01, 2024 शनिवार

अ

उ अ

उ अ

उ अ

उ अ

अनार

आ


उ आ

उ आ

उ आ


उ आ

आम

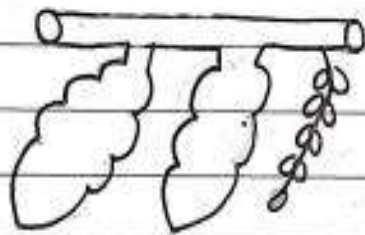


जून 01, 2024

शनिवार



।	८	७	इ
।	८	७	इ
।	८	७	इ
।	८	७	इ



इमली



।	८	७	इ
।	८	७	इ
।	८	७	इ
।	८	७	इ



इख

जून 01, 2024

शनिवार



उ

उ

उ

उ

उ

उ

उ

उ

उ

उ

उ

उ



उल्लू



ऊ

ऊ

ऊ

ऊ

ऊ

ऊ

ऊ

ऊ

ऊ

ऊ

ऊ


ऊ



ऊन

जून 01, 2024

शनिवार



|

ऋ

ऋ

।

ऋ

ऋ

।

ऋ

ऋ

।

ऋ

ऋ

।

ऋ

ऋ

।

ऋ

ऋ

।


ऋ

ऋ

।

ऋ

ऋ



वर्षा ऋतु

जून 01, 2024

शनिवार

अ - कृ

अ आ इ ई

उ ऊ कृ

अ आ इ ई

उ ऊ कृ

अ आ इ ई

उ ऊ कृ

अ आ इ ई

उ ऊ कृ

अ आ इ ई

उ ऊ कृ

स्वर को चित्र से मिलाएं

अ



आ



इ



ई



उ



ऊ



Speaking

निम्नलिखित कविताएँ दोहराइए (गीत पंखुड़ी):

1. मोर (Pg. No. 2)
2. आओ सीखें (Pg. No. 4)

MATHEMATICS

RECOGNITION

1. Recognition of Numbers 1 to 10.
2. Recognition of Shapes Circle, Square, Rectangle, Triangle.

WRITING

3. Trace Forward Counting 0 to 5 in the following worksheets:
(* Practice the same worksheets in Mathematics notebook also)

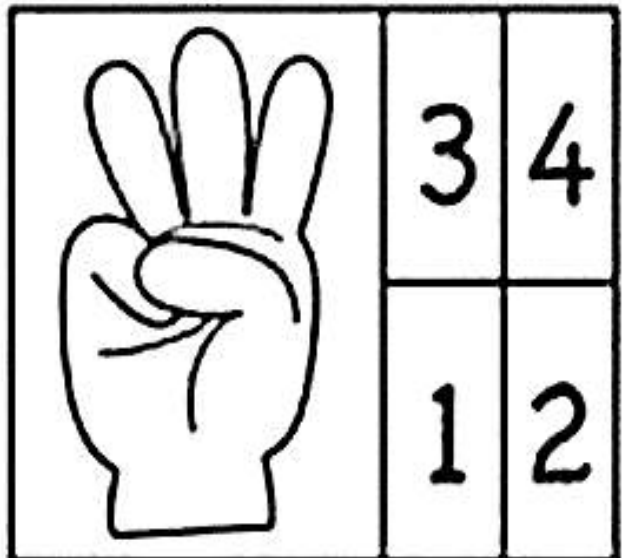
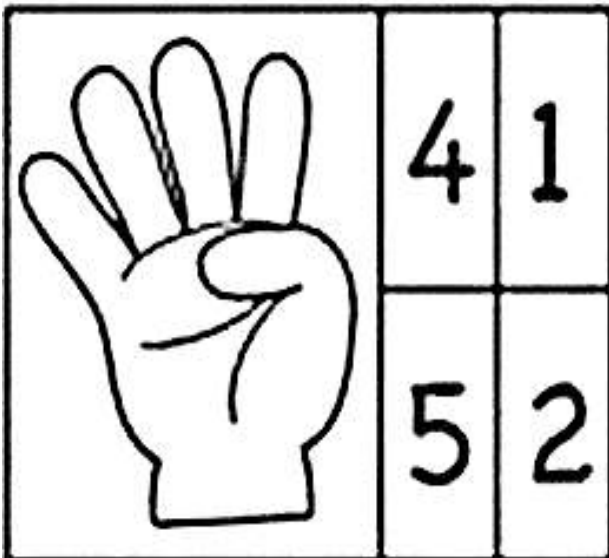
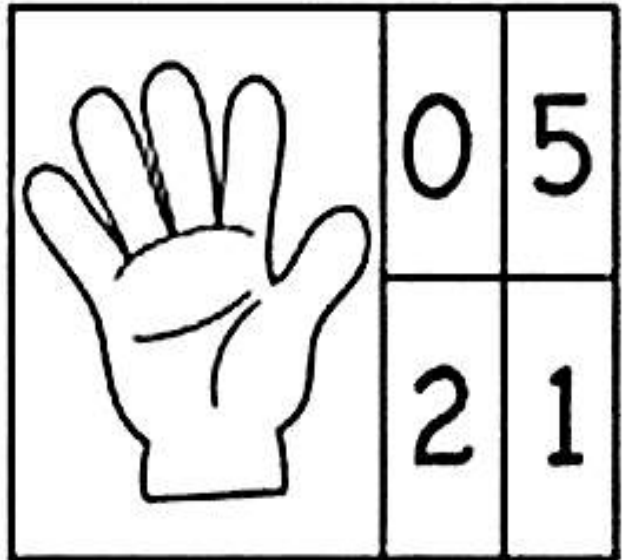
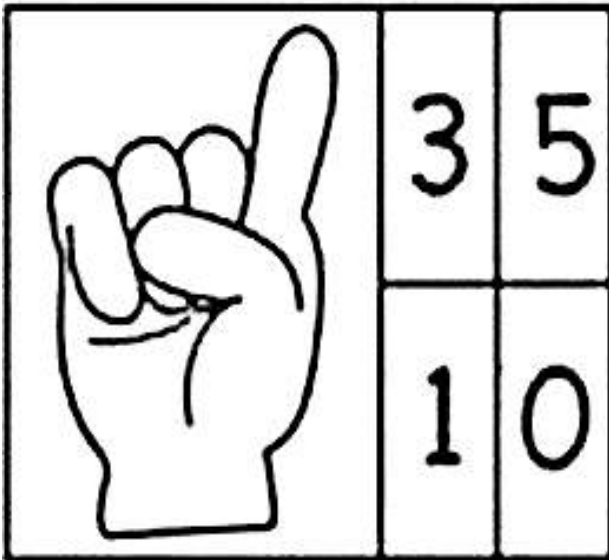
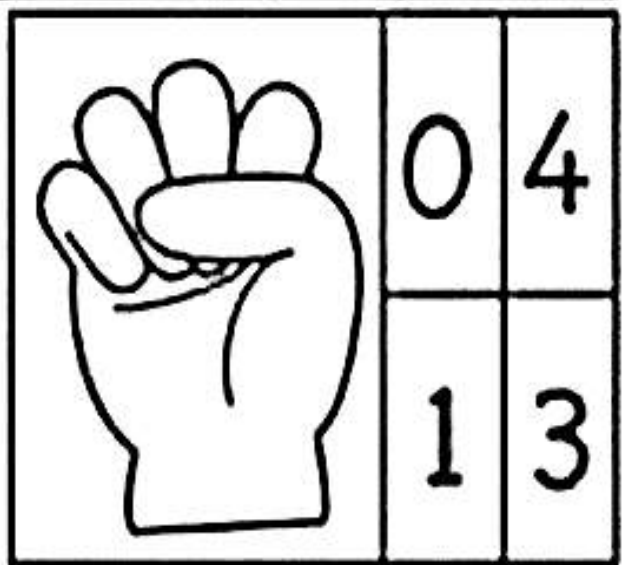
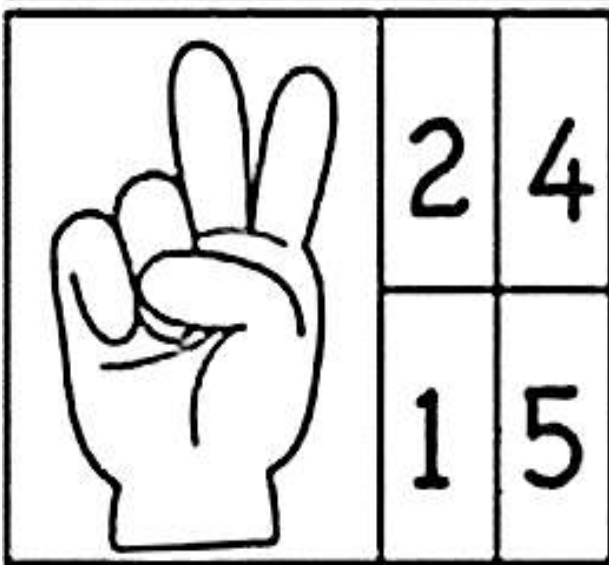
01.06.2024

Saturday

Forward counting (0-5)

T	0	T	0	T	0
	0		0		0
	1		1		1
	2		2		2
	3		3		3
	4		4		4
	5		5		5

4. Colour the correct number:



Count and Match the Picture

2



5



3



1



4





Circle the Odd one out

5	5	3	5	5
4	2	4	4	4
3	3	3	1	3
2	2	2	2	5
1	1	1	4	1

VISUAL ART

Colour the pictures beautifully:



FATHER'S DAY CELEBRATIONS

- Celebrate the Day by making a Card for your father and make him feel special.
(*Take help from your mother)

