

असतो मा सद्गमय, तमसो मा ज्योतिर्गमय।।



**NEW INDIA SENIOR SECONDARY SCHOOL**  
SECTOR-15, PANCHKULA  
Affiliated to CBSE  
[www.newindiapanchkula.in](http://www.newindiapanchkula.in)

# **WINTER BREAK**

## **ASSIGNMENT**

**DECEMBER 31, 2024 TO JANUARY 15, 2025**  
THE SCHOOL REOPENS ON JANUARY 16, 2025.



**CLASS-I**

Dear Parents

Vacations are welcome break.....Break from schedules, rules and regulations of the school. Freedom brings more responsibility, so keeping this in mind, we have planned most of the activities to keep our children engaged and also help them in channelizing their energy. Kindly help and guide your child in completing his/her work and also exploring his/her creative self.

Submit the assignment to the Class Teacher on January 16, 2025.

#### HOW INDEPENDENT CAN I BECOME?

- Make your child more independent by teaching him or her various activities like.
- Buttoning and unbuttoning the shirt.
- Laying the table.
- Folding mats and clothes.
- Arranging their toy shelf.
- Learning how to zip their school bag and their uniform.
- Sorting and pairing household items.

**HAPPY HOLIDAYS !**

## ☁ ALL ABOUT ME ☁



My name is \_\_\_\_\_



I am \_\_\_\_\_ year old.

My favorite



subject : \_\_\_\_\_



color : \_\_\_\_\_



food : \_\_\_\_\_



sport: \_\_\_\_\_

I want to be a \_\_\_\_\_



My best friend is \_\_\_\_\_

My hobby is \_\_\_\_\_

Choose the correct blend to complete the word:

dr

fr

tr

br

cr



\_\_\_og




\_\_\_uck



\_\_\_um



\_\_\_ush



\_\_\_unk



\_\_\_op



\_\_\_uit



\_\_\_ink




\_\_\_ab




\_\_\_ee

# Find a word



cat



van



jam



pan

j	s	a	d	p
v	a	l	r	a
a	p	a	z	n
n	e	b	a	g
t	m	s	c	o
b	f	c	a	t
a	q	i	s	n
t	g	d	a	h
k	j	a	m	l
c	a	p	y	b



bag



cap



sad



bat

# Feelings

Match the word to the correct picture.

happy

scared

shocked

sleepy

sad

angry



# HINDI

प्र.1 चित्र देख कर ओ ( ो ) की मात्रा वाले शब्द लिखो।



Blank writing lines for the word corresponding to the parrot.




Blank writing lines for the word corresponding to the peacock.

2

Blank writing lines for the number 2.



Blank writing lines for the word corresponding to the cap.



Blank writing lines for the word corresponding to the horse.



Blank writing lines for the word corresponding to the girl covering her eyes.



Blank writing lines for the word corresponding to the bottle.

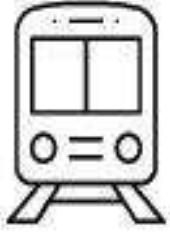


Blank writing lines for the word corresponding to the jester's face.




Blank writing lines for the word corresponding to the rabbit.

प्र.2 चित्र देख कर ए ( \ ` ) की मात्रा वाले शब्द लिखो।




Blank handwriting practice lines for the word 'Train'.



Blank handwriting practice lines for the word 'Tree'.



Blank handwriting practice lines for the word 'Apple'.



Blank handwriting practice lines for the word 'Banana'.

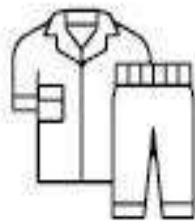


Blank handwriting practice lines for the word 'Soccer'.



Blank handwriting practice lines for the word 'Lion'.

13



Blank handwriting practice lines for the word 'Clothing'.



Blank handwriting practice lines for the word 'Jewelry'.



प्र०३ दिए गए शब्दों के दो-दो लयबद्ध शब्द लिखिए:-

- (क) खेला — .....
- (ख) मेरा — .....
- (ग) तैर — .....
- (घ) चुन — .....
- (ङ) कैसा — .....
- (च) शोर — .....
- (छ) आलू — .....
- (ज) कुल — .....

प्र०४ वर्ण विन्यास कीजिए:-

- (क) चौ + की + दा + र = .....
- (ख) ख + र + गो + श = .....
- (ग) रं + गी + ला = .....
- (घ) सै + नि + क = .....
- (ङ) आँ + व + ला = .....
- (च) बो + त + ल = .....
- (छ) पौ + धा = .....
- (ज) है + रा + न = .....
- (झ) कं + ग + न = .....
- (ञ) औ + ष + धि = .....
- (च) ड + म + रू = .....

नीचे दिए गए चित्र को पहचानकर खाली स्थान में सही उत्तर चुनकर लिखिए।



खेल

मज़ा

गेंद

पार्क

दो


1. यह एक ..... है।
2. लड़का पार्क में ..... रहा है।
3. लड़के के पास एक ..... है।
4. वह ..... कुत्तों के साथ खेल रहा है।
5. लड़के को बहुत ..... आ रहा है।

# MATHEMATICS


Q. 1 Write the different denominations of the money:

(a)		<hr/>
(b)		<hr/>
(c)		<hr/>
(d)		<hr/>
(e)		<hr/>


**Q.2 Draw the hour hand and minute hand in the clocks to show the given time:**




(a) 2:00



(b) 5:00



(c) 4:00




(d) 7:00




(e) 9:00



(f) 12:00



(g) 1:00




(h) 11:00


Q.3 Count the sides of each shape and circle the correct answer below.




5 3 2 4



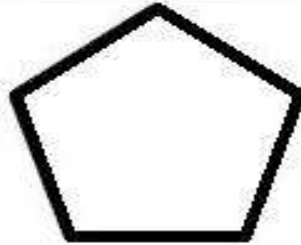
3 2 4 1



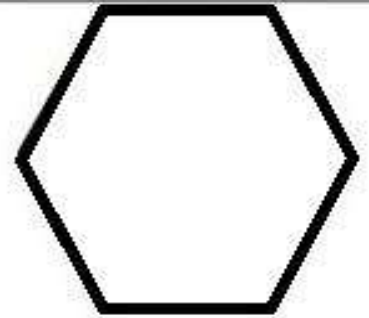
1 4 3 5




2 1 3 6



1 6 5 3



3 2 9 6



1 2 4 8






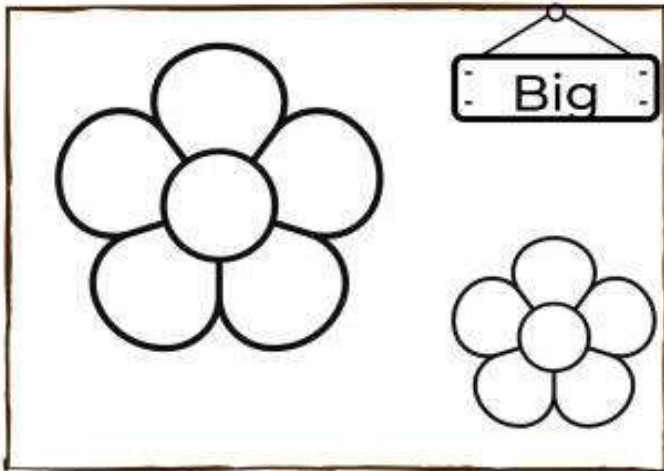
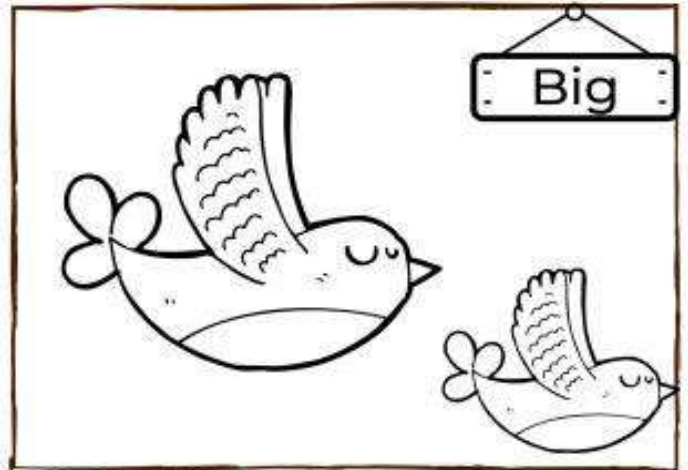
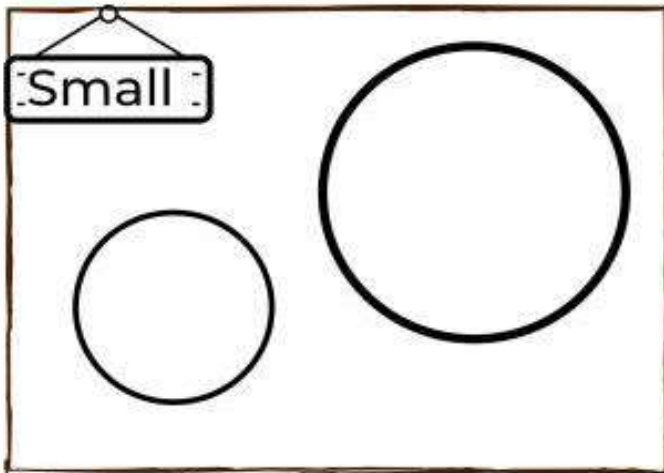
3 4 5 1



2 3 6 8

# BIG AND SMALL

Directions: Colour according to the tag.



# ADDITION

$$\begin{array}{r} 16 \\ + 22 \\ \hline \end{array}$$

$$\begin{array}{r} 11 \\ + 82 \\ \hline \end{array}$$

$$\begin{array}{r} 14 \\ + 53 \\ \hline \end{array}$$

$$\begin{array}{r} 12 \\ + 34 \\ \hline \end{array}$$

$$\begin{array}{r} 44 \\ + 42 \\ \hline \end{array}$$

$$\begin{array}{r} 23 \\ + 52 \\ \hline \end{array}$$

$$\begin{array}{r} 37 \\ + 62 \\ \hline \end{array}$$

$$\begin{array}{r} 28 \\ + 61 \\ \hline \end{array}$$

$$\begin{array}{r} 27 \\ + 32 \\ \hline \end{array}$$

$$\begin{array}{r} 31 \\ + 16 \\ \hline \end{array}$$

$$\begin{array}{r} 71 \\ + 28 \\ \hline \end{array}$$

$$\begin{array}{r} 60 \\ + 39 \\ \hline \end{array}$$

$$\begin{array}{r} 52 \\ + 37 \\ \hline \end{array}$$

$$\begin{array}{r} 13 \\ + 25 \\ \hline \end{array}$$

$$\begin{array}{r} 30 \\ + 10 \\ \hline \end{array}$$

$$\begin{array}{r} 49 \\ + 30 \\ \hline \end{array}$$

$$\begin{array}{r} 32 \\ + 57 \\ \hline \end{array}$$





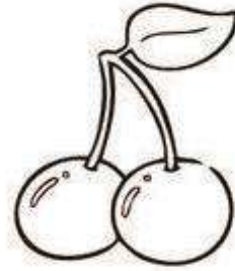


$$\begin{array}{r} 26 \\ + 43 \\ \hline \end{array}$$

$$\begin{array}{r} 55 \\ + 31 \\ \hline \end{array}$$

$$\begin{array}{r} 52 \\ + 47 \\ \hline \end{array}$$





# EVS

**Cross out unhealthy foods. Colour healthy foods**



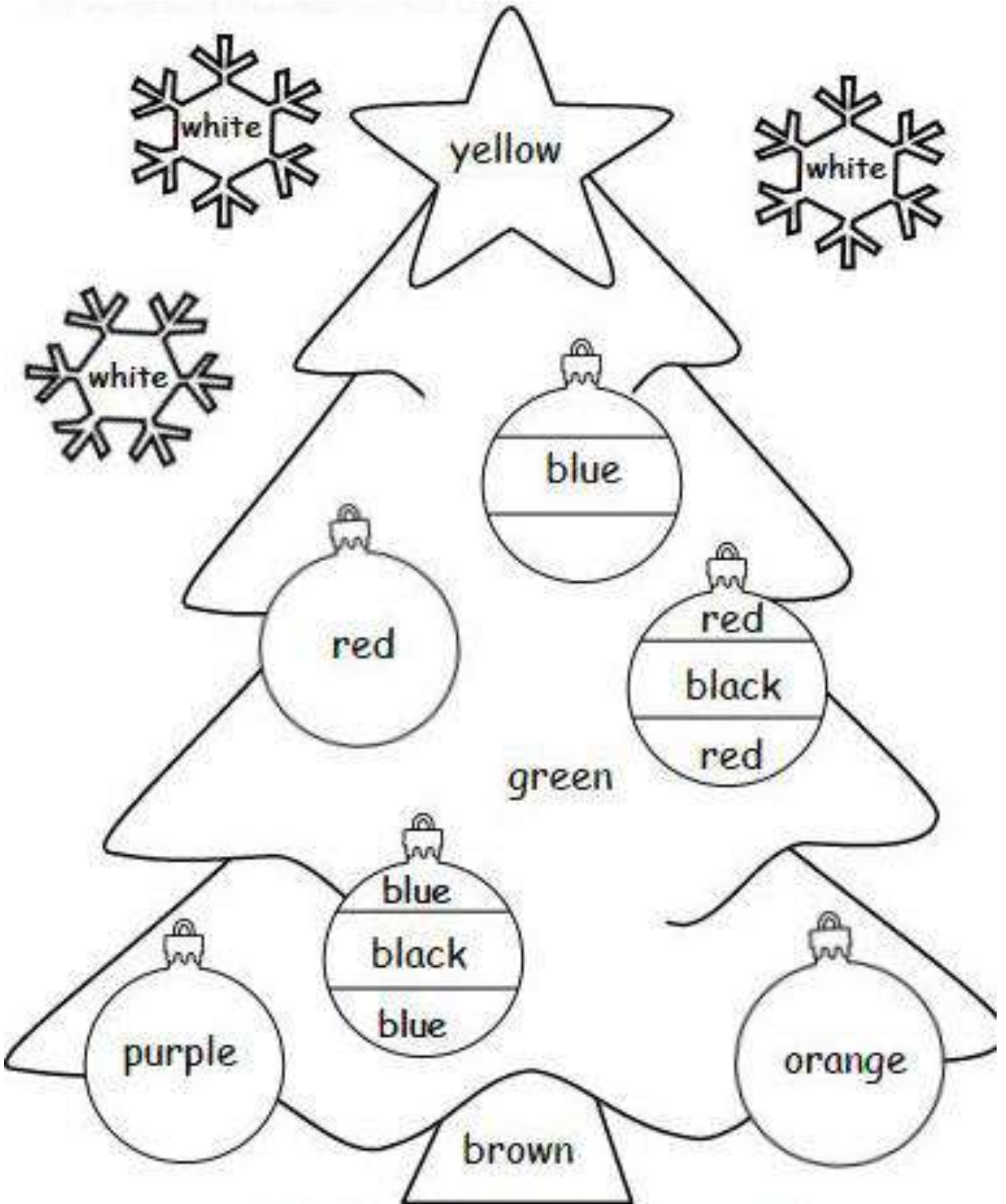


Colour pictures and match the following:



# VISUAL ART

Colour the Christmas tree using colour scheme given below:



Colour the picture beautifully.

