

असतो मा सद्गमय, तमसो मा ज्योतिर्गमय।।



NEW INDIA SENIOR SECONDARY SCHOOL
SECTOR-15, PANCHKULA

Affiliated to CBSE

www.newindiapanchkula.in

WINTER BREAK

ASSIGNMENT

DECEMBER 31, 2024 TO JANUARY 15, 2025

THE SCHOOL REOPENS ON JANUARY 16, 2025.



CLASS-III

Dear Parents

- Vacations are welcome break.....Break from schedules, rules and regulations of the school. Freedom brings more responsibility, so keeping this in mind, we have planned most of the activities to keep our children engaged and also help them in channelizing their energy. Kindly help and guide your child in completing his/her work and also exploring his/her creative self.

Important Note:

- These projects and assignments **will be assessed as a Subject Enrichment Activity and added to your Portfolio.**
- Please submit the Projects, Models and Assignments to your **Class Teacher on January 16, 2025.**
- Do the given homework in your respective subject notebooks.

HAPPY HOLIDAYS!

Q.1 Read the passage carefully and answer the questions that follow:

Once upon a time, there was a small boy named Rahul who loved helping animals. One day, he found a puppy shivering under a tree during a rainy evening. Rahul took the puppy home, dried it with a soft towel, and gave it some warm milk to drink. The puppy wagged its tail happily and became Rahul's best friend. Every morning, Rahul would play with the puppy in the garden, and the puppy would follow him everywhere he went. They had so much fun together.

- What did Rahul find under the tree?
- What did Rahul give the puppy to drink?
- How did the puppy show it was happy?
- Find a synonym for "shaking" from the passage.
- Find an antonym for "nowhere" from the passage.

Q.2 Fill in the blanks with the appropriate article (a, an, or the):

- I have _____ apple in my bag.
- She wants to buy _____ new dress for her birthday.
- _____ Sun is shining bright.
- _____ water in the bottle is cold.
- He is _____ honest person.

Q.3 Fill in the blanks with 'and', 'or', 'because', 'but':

- Sharon _____ Sheela are friends.
- The dog _____ the cat are in the garden.
- Is Johnny fat _____ thin?
- He cannot walk _____ he hurt his leg.
- He ran fast _____ missed the bus.

Q.4 Write a paragraph on each of the following topics and learn them for ASL.

- My Dream Vacation
- My Favourite Cartoon Character

Q.5 Do Page no. 21-30 in Cursive Writing Book – 5

हिंदी

(क) अपठित गद्यांश को पढ़कर प्रश्नों के उत्तर दीजिए:

राज और राहुल बहुत अच्छे मित्र थे। एक दिन वे दोनों जंगल के पास से गुजर रहे थे। तभी रास्ते में उन्हें एक रीछ दिखाई दिया। वह उनकी तरफ ही आ रहा था। राज तुरंत भागकर पास के एक पेड़ पर चढ़ गया। राहुल को पेड़ पर चढ़ना नहीं आता था, पर उसने सुना था कि जंगली जानवर मरे हुए लोगों को नहीं खाते हैं। वह बिना हिले डुले चुपचाप लेट गया। उसने अपनी आंखें बंद कर ली और अपनी सांस रोक ली। रीछ, राहुल के पास आया। रीछ ने राहुल के चेहरे को सूंघा। रीछ को लगा कि वह मर चुका है। इसके बाद रीछ आगे बढ़ गया। रीछ के जाने के बाद राज पेड़ से नीचे उतरा। उसने राहुल से पूछा, "रीछ ने तुम्हारे कान में क्या कहा?" राहुल ने कहा- "उसने कहा-कि स्वार्थी मित्रों से दूर रहो।"

- राहुल के दोस्त का क्या नाम था ?
- राज और राहुल कहाँ से होकर गुजर रहे थे?
- राज और राहुल को रास्ते में क्या दिखाई दिया?
- रीछ के जाने पर राज ने राहुल से क्या पूछा?
- रीछ ने राहुल के कान में क्या कहा?

(ख) लिंग बदलो -

- (i) राजा -
(ii) माँ -
(iii) गाय -
(iv) नौकर -

(ग) दिए गए शब्दों के 2-2 पर्यायवाची शब्द लिखिए :-

- (i) नीर -
(ii) वायु -
(iii) फूल -
(iv) रजनी -

(घ) दिए गए शब्दों के अनेक शब्दों के लिए एक शब्द लिखिए -

- (i) जो मिट्टी के बर्तन बनता हो
(ii) जो मरीजों का इलाज करे
(iii) जो बाल काटने का काम करे
(iv) जो पढ़ाने का काम करें

(ङ) दिए गए शब्दों के वचन बदलिए -

- (i) माला -
(ii) रात -
(iii) दरवाजा -
(iv) सड़क -
(v) मोहर -

(च) दिए गए विषयों पर अनुच्छेद लिखिए और वाचन कौशल (ASL) के लिए याद कीजिये:

1. जल ही जीवन है

2. मेरा प्रिय खेल

MATHEMATICS

Q.1 Complete the table:

Solid shape	Faces		Edges		Corners (vertices)
	Flat	Curved	Straight	Curved	
cube					
cuboid					
sphere					
cylinder					
cone					

Q.2 a) Write any 5 proper fractions.

b) Solve:

(i) $\frac{2}{7} + \frac{5}{7}$

(ii) $\frac{13}{15} - \frac{9}{15}$

(iii) $\frac{1}{5}$ of 35




Q.3 Look at the calendar given on the previous page and answer the following questions:

- On which day is the Independence Day?
- On which day is the Children's Day?
- Is 2013 a leap year?
- How many months have 31 days?

Q.4 Data Handling

- Simple Survey:** Ask family members their favourite fruit and tally the results. Create a simple bar graph on A4 sheet to represent your findings.
- For one week, record the daily weather (sunny, rainy, and cloudy) and create a pictograph on A4 sheet to represent the data.

□ **Example:**

- Sunny: 
- Rainy: 
- Cloudy: 

SCIENCE

PROJECT-1: Constructing Types of Houses (ODD ROLL NUMBERS)

Objective: Explore and understand different types of houses and the materials used to build them in various regions.

Material Required:

- Cardboard or thick paper
- Twigs and leaves, fabrics for decoration
- Small stones or pebbles
- Modelling clay
- Sticks or popsicle sticks
- Scissors
- Glue

Procedure:

- Choose a Type of House

- Build the Base and Walls
- Construct the Roof
- Decorate and Strengthen
- Discuss with Parents or Friends

PROJECT-2: Create a Birdhouse (EVEN ROLL NUMBERS)

Objective: Learn how to build a safe habitat for birds.

Material Required:

- Wood or cardboard
- Glue
- Nails
- Paint
- Scissors
- Twigs, leaves to give natural look

Procedure:

- Design and create a birdhouse with the right size and entrance hole for birds.
- Paint and decorate the birdhouse as desired.
- Can take reference from textbook.

SOCIAL SCIENCE

PROJECT -1: Different types of clothes (ROLL NO. 1 to 13)

Objective: Explore and understand different types of clothes we wear in different seasons.

Material Required:

- A 4 Sheet
- Fabric of different types of clothes (any four)
- Small plastic polythene pouch
- Scissors
- Sketch pens, markers

Procedure:

- Take A4 sheet.
- Pack fabric of different types of clothes in plastic polythene pouch.
- Paste/staple the plastic polythene pouch on A4 sheet.
- Mention the name of different types of clothes.
- Decorate it.

PROJECT -2: Make a model of Means of Communication (ROLL NO. 14 to 24)

Objective: To explore the different means of Communication and their use in daily life.

Material Required:

- Cardboard
- Fevicol
- Scissors
- Sketch pens and marker
- Decorative stuff

Procedure:

- Take a piece of cardboard.
- Cut it into the desired shape for the model.
- Paste it neatly.
- Decorate and colour it.