

असतो मा सद्गमय, तमसो मा ज्योतिर्गमय।।



NEW INDIA SENIOR SECONDARY SCHOOL
SECTOR-15, PANCHKULA

Affiliated to CBSE

www.newindiapanchkula.in

WINTER BREAK

ASSIGNMENT

DECEMBER 31, 2024 TO JANUARY 15, 2025

THE SCHOOL REOPENS ON JANUARY 16, 2025.



CLASS-LKG

Dear Parents

Vacations are welcome break.....Break from schedules, rules and regulations of the school. Freedom brings more responsibility, so keeping this in mind, we have planned most of the activities to keep our children engaged and also help them in channelizing their energy. Kindly help and guide your child in completing his/her work and also exploring his/her creative self.

Submit the assignment to the Class Teacher on January 16, 2025.

HOW INDEPENDENT CAN I BECOME?

- Make your child more independent by teaching him or her various activities like.
- Buttoning and unbuttoning the shirt.
- Laying the table.
- Folding mats and clothes.
- Arranging their toy shelf.
- Learning how to zip their school bag and their uniform.
- Sorting and pairing household items.

HAPPY HOLIDAYS !

ENGLISH

Q.1 Write cursive Mumma letters in the given sheet (2 times):

A

B

C

D

E

F

G

H

I

J

K

L

M

N

O

P

Q

R

S

T

V

W

X

Y

Z

Q.2 Write cursive Baby letters in the given sheet (2 times):

a b c d e f g

h i j k l m n

o p q r s t

u v w x y z

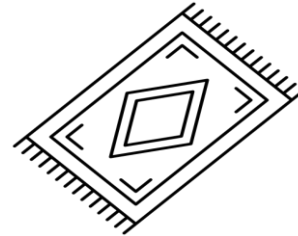

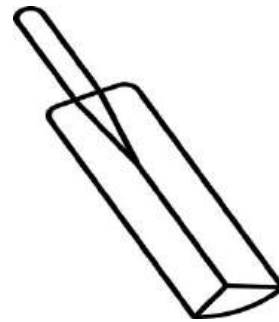













Q.3 Colour the pictures with vowel 'a' in their names.



Q. 4 Colour the object that begins with letter 'P'








www.dreamstime.com/clipart-art.com



www.clipart.com



Q.5 Fill in the correct vowel to complete each word and colour the pictures:

a e i o u



T-----n



C-----p



B-----g




N-----t



C-----p




M-----p



S-----n




M-----n



H-----n


CONCEPT OF BIG AND SMALL

Q. 6 Colour the things these are big in size:




LET'S MAKE LEMONADE

Q.8 Colour only the mumma letters to make lemonade.

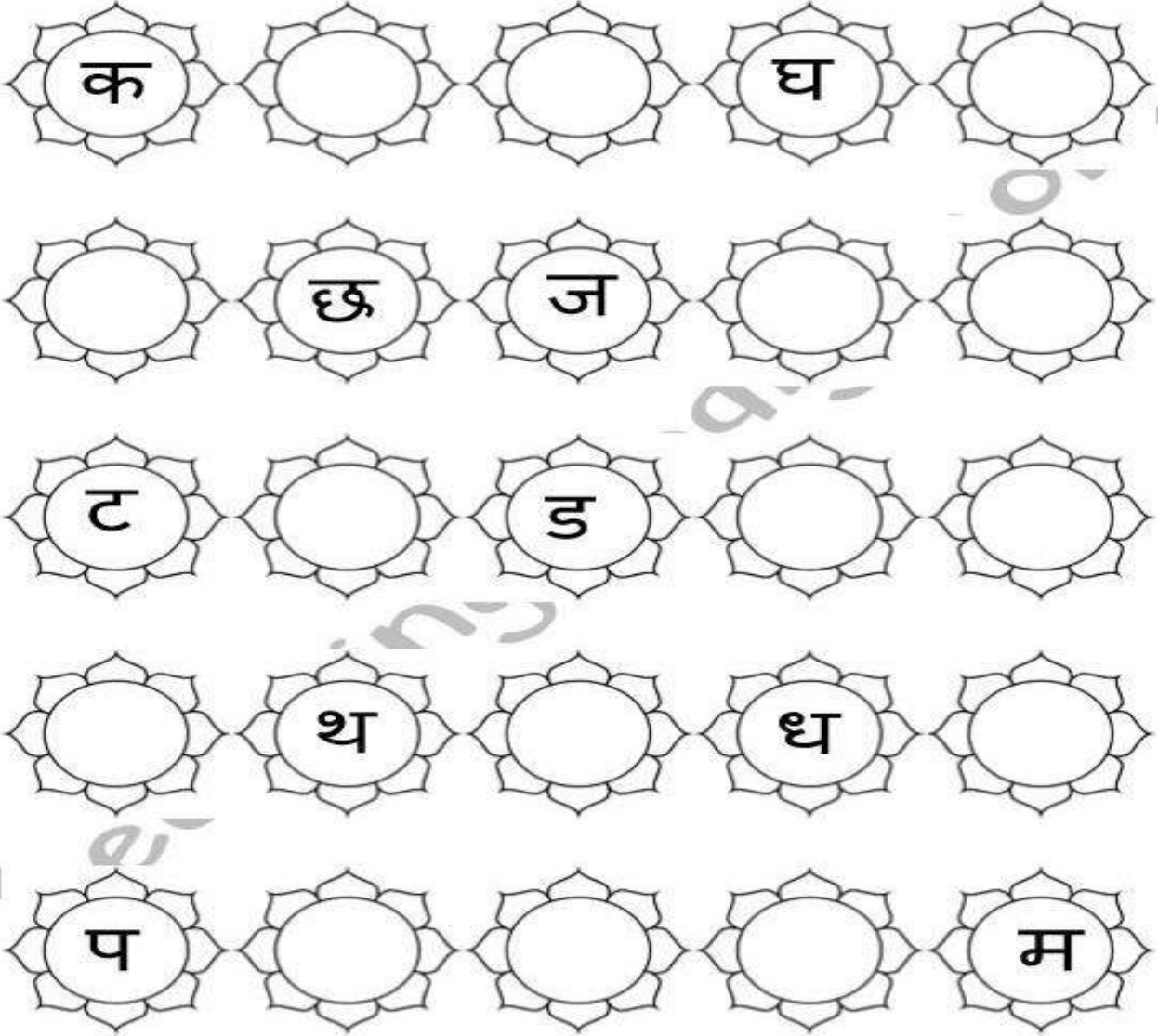


Q.9 Join the dots to complete the picture.



हिंदी


प्र.1 रिक्त स्थान भरिए:




प्र.2 रिक्त स्थान भरो:



घ.....




ग.....




फ.....



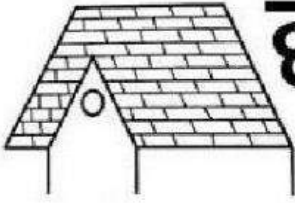
ई.....



ज.....




प.....



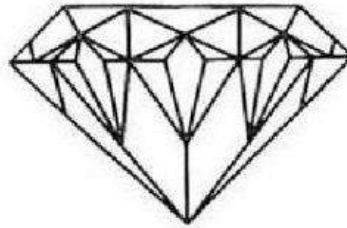
छ.....



व.....





ध.....




न.....

प्र.3 चित्र देखकर पहला अक्षर लिखें और रंग भरें:










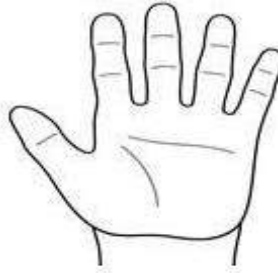












प्र.4 सही अक्षर पर गोला लगाएं :



श फ र ल



ट फ स र



फ र ग त



ह स ख षः



प थ ठ व



क ह ठ भ

प्र.5 बिंदु मिलान कर चित्र पूरा करे और रंग भरें।

थ द ध न प फ ब च भ

ड म ल व श क्ष ज्ञ श्र

ष र ष ह त्र

ग ख क अ आ इ ई

अं अं औ ओ ऐ ए ऊ उ

प्र.6 दिए गए व्यंजन के पहले और बाद का वर्ण लिखिए।

	ख	
	च	
	य	
	ग	
	ट	
	ल	

प्र.7 चित्र में रंग भरिए और अपने माता -पिताजी के साथ चित्र का वर्णन करें।



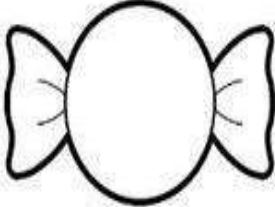











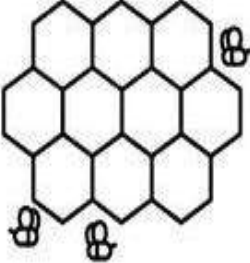


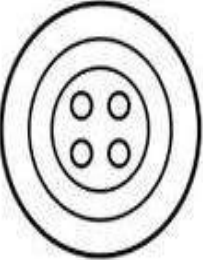




MATHEMATICS

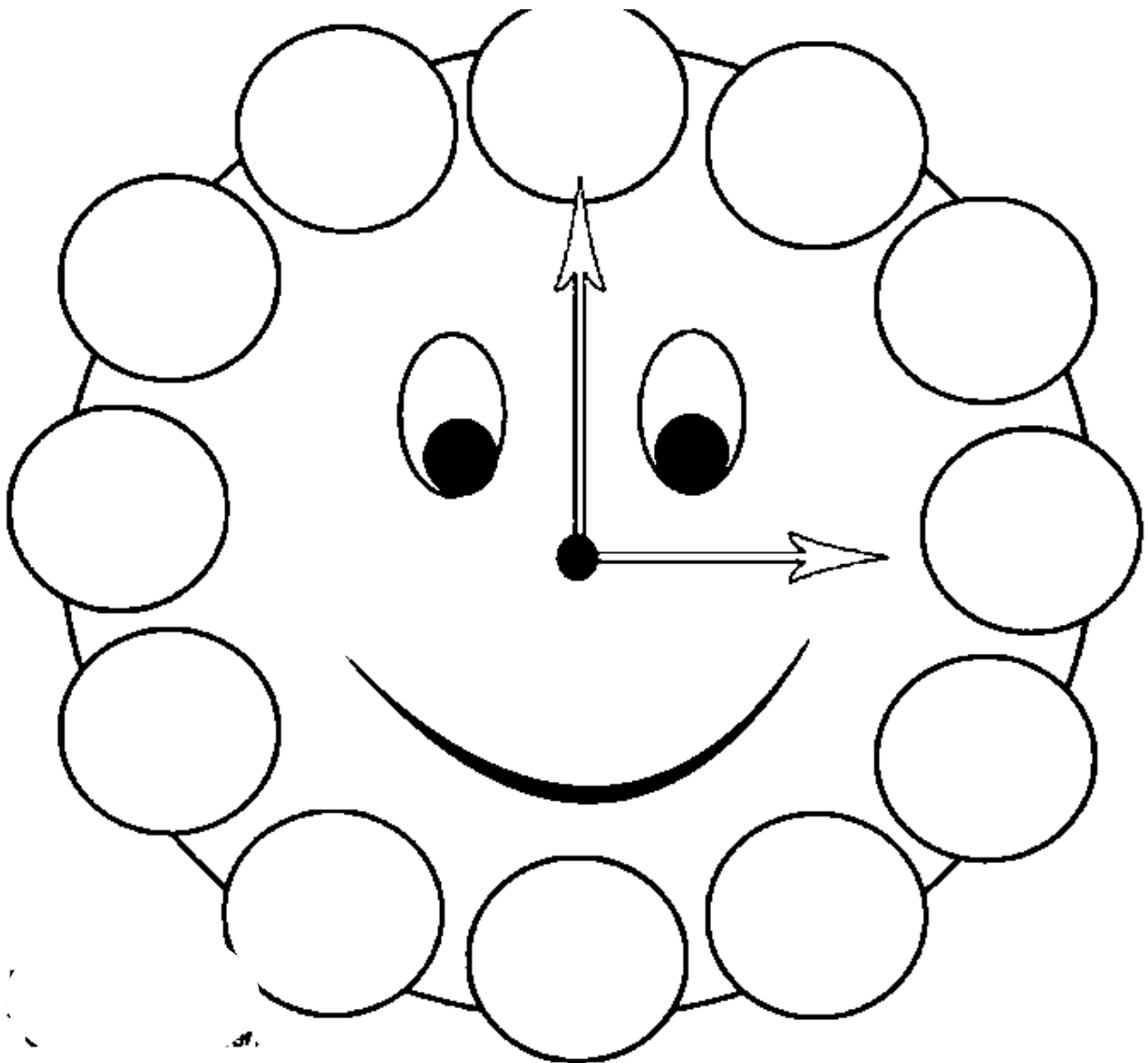
Q.1 Write counting (1-100) everyday in any rough notebook.

Q.2 Write number names (11-20) 5 times and learn their spellings.

Q.3. Circle the objects that match the first shape.

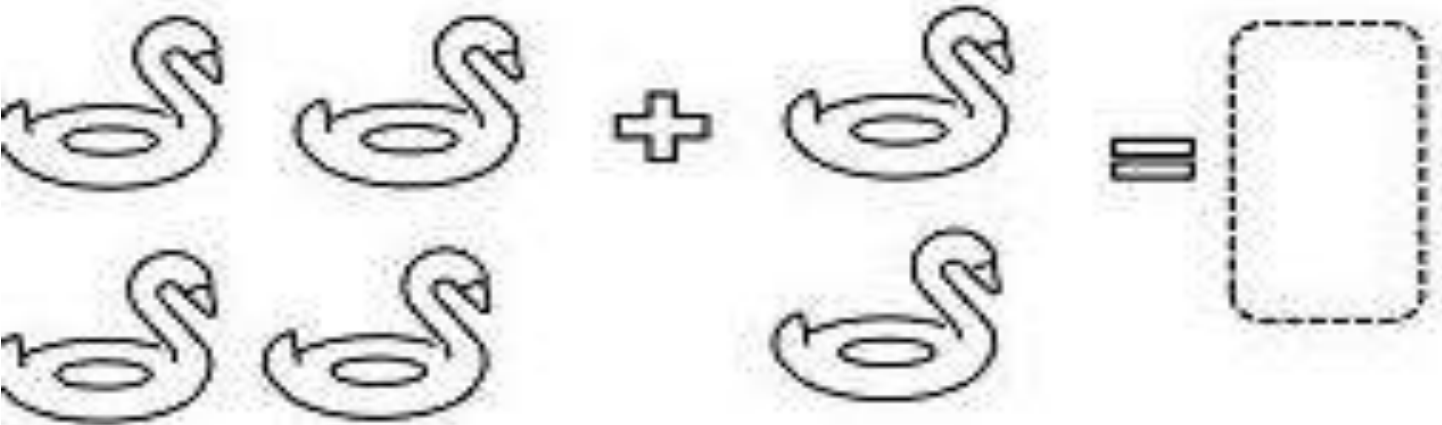
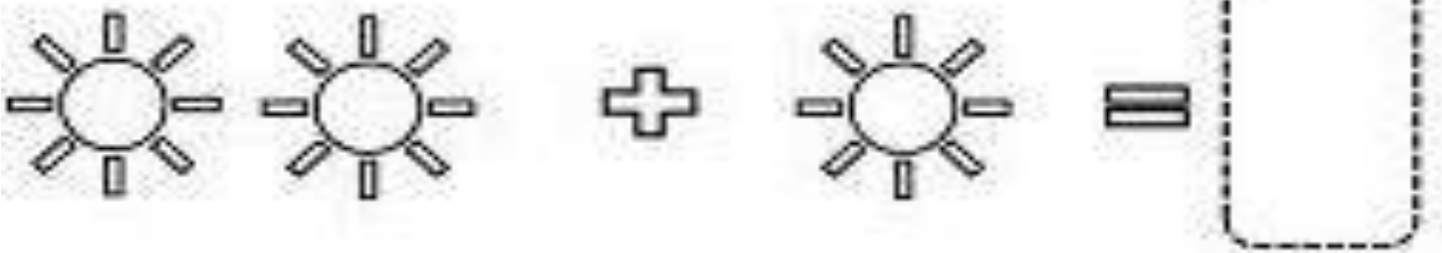
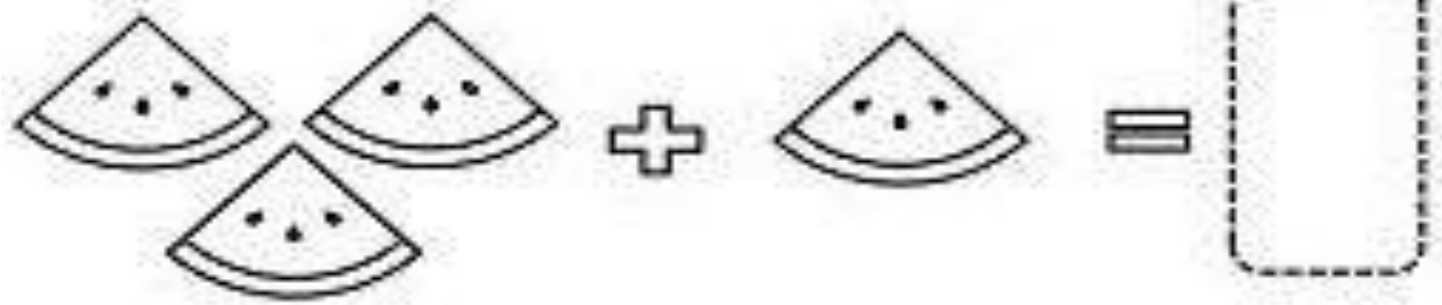
			
			
			
			
			

Q.4 Write the number in the circles to complete the clock..



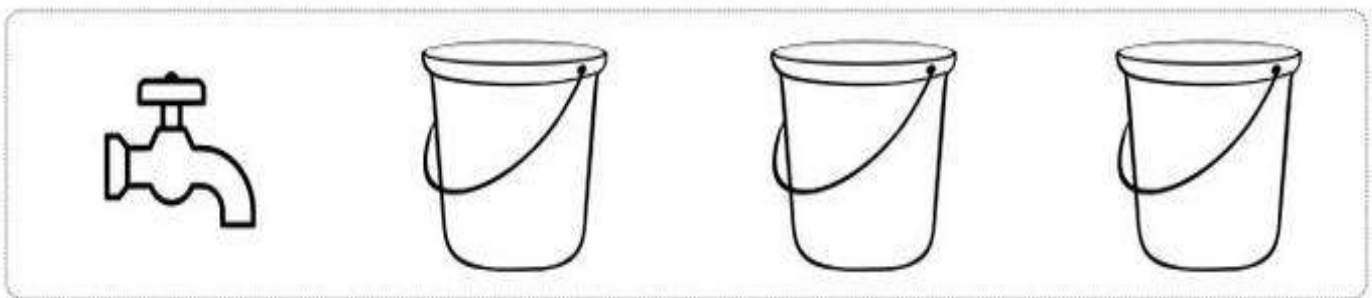
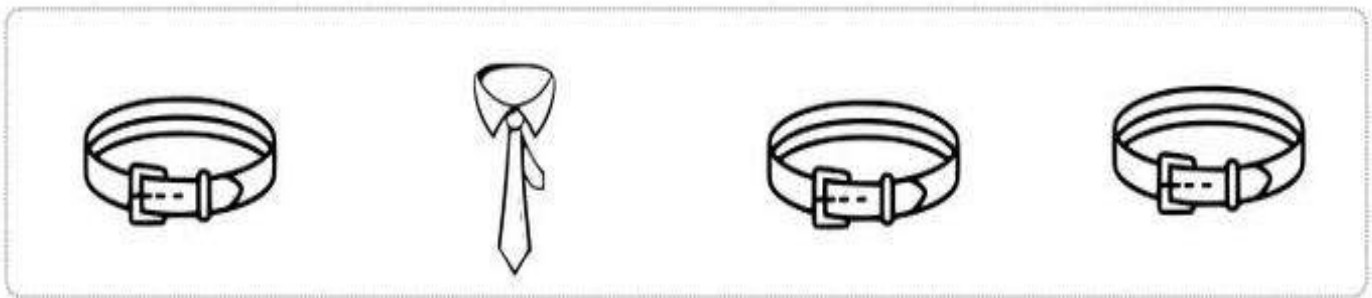


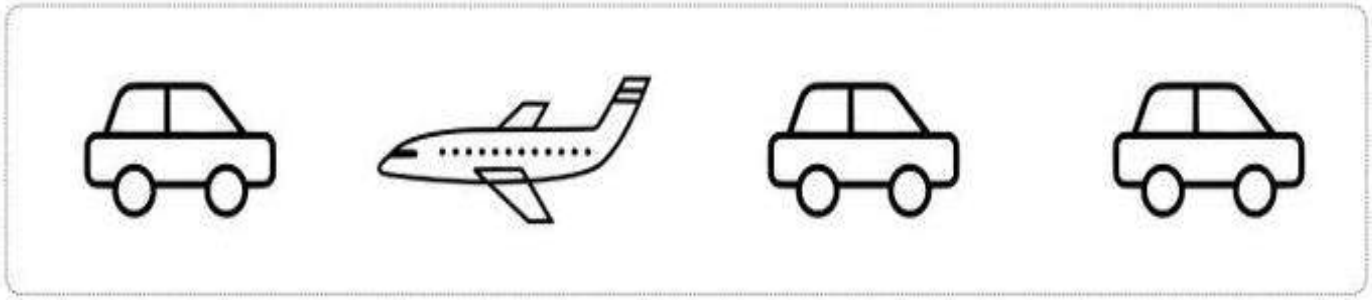
1 2 3 4 5 6 7
8 9 10 11 12

Q.5 Count and add.











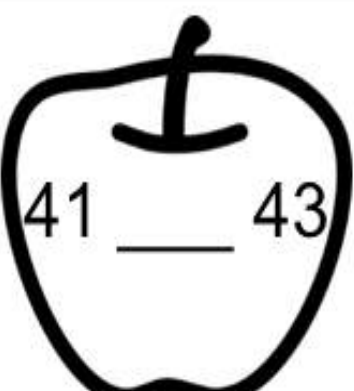



+

Q.6 Circle the odd one out:



Q.7 BEFORE- BETWEEN – AFTER(0-100)

Before	Between	After
 <p>___ 37</p>	 <p>67 ___ 69</p>	 <p>15 ___</p>
 <p>___ 56</p>	 <p>25 ___ 27</p>	 <p>89 ___</p>
 <p>___ 43</p>	 <p>78 ___ 80</p>	 <p>57 ___</p>
 <p>___ 92</p>	 <p>41 ___ 43</p>	 <p>65 ___</p>

Q. 8 Circle the correct number name:

3	three two seven
1	five one ten
8	four two eight
6	two six seven
9	one nine four
5	five seven ten
2	three eight two
4	ten six four

Q.9 How many do i have?

I have



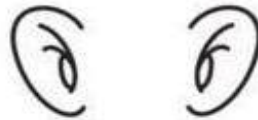
eyes

I have



mouth

I have



ears

I have



fingers

I have



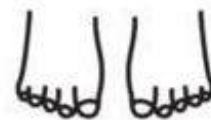
legs

I have



arms

I have



toes

I have



nose

1 2 3 4 5 6 7 8 9 10

Q. 10 Write the missing number.




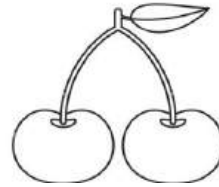




1 3 5 7 9 10
11 12 14 16 18 19 20
21 23 25 27 29 30
31 32 34 36 38 39 40
41 43 45 47 49 50
51 52 54 56 58 59 60
61 63 65 67 69 70
71 72 74 76 78 79 80
81 83 85 87 89 90
91 92 94 96 98 99 100

EVS






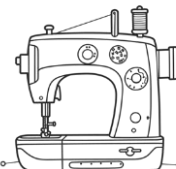




Q.1 Make a house using popsicles in scrap file.

Q.2 Cut and paste 5 pictures of 'Our Helpers' and their tools in scrap file.


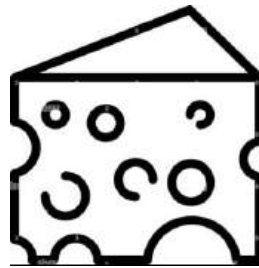
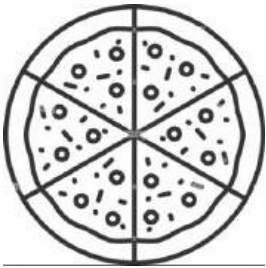

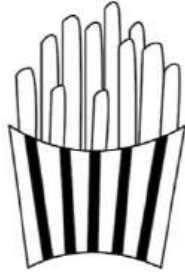
Q.3 Colour only the fruits which are red in colour.



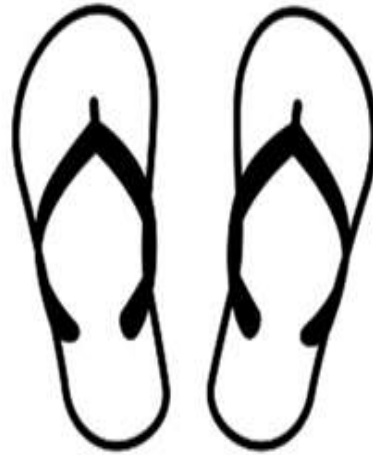
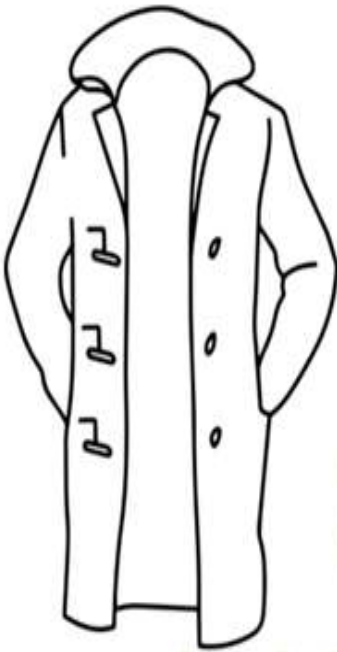
Q.4 Match the helpers with their tools:

(a) 	◆	◆	
(b) 	◆	◆	
(c) 	◆	◆	
(d) 	◆	◆	
(e) 	◆	◆	

Q.5 Put your thumb impression under the healthy things and colour them also.



Q.6 Colour the things you wear and eat in winter season.



Q.7 Mention the name of your family members

Color the picture
of the family.



Q.1 Colour the sheet and paste stickers of stars.



Q.2 Paste cotton on the Snowman and decorate it beautifully.



