

असतो मा सद्गमय, तमसो मा ज्योतिर्गमय।।



NEW INDIA SENIOR SECONDARY SCHOOL

SECTOR-15, PANCHKULA

Affiliated to CBSE

www.newindiapanchkula.in

WINTER BREAK ASSIGNMENT

DECEMBER 31, 2024 TO JANUARY 15, 2025

THE SCHOOL REOPENS ON JANUARY 16, 2025.



CLASS-UKG

Dear Parents

Vacations are welcome break.....Break from schedules, rules and regulations of the school. Freedom brings more responsibility, so keeping this in mind, we have planned most of the activities to keep our children engaged and also help them in channelizing their energy. Kindly help and guide your child in completing his/her work and also exploring his/her creative self.

Submit the assignment to the Class Teacher on January 16, 2025.

HOW INDEPENDENT CAN I BECOME?

- Make your child more independent by teaching him or her various activities like.
- Buttoning and unbuttoning the shirt.
- Laying the table.
- Folding mats and clothes.
- Arranging their toy shelf.
- Learning how to zip their school bag and their uniform.
- Sorting and pairing household items.

HAPPY HOLIDAYS !

ALL ABOUT ME



My name is _____



I am _____ year old.

My favorite



subject : _____




color : _____



food : _____



sport: _____



I want to be a _____



My best friend is _____

My hobby is _____

ENGLISH

Colour the letters which are in your name.

Letters in My Name



हिंदी

ई (ी) की मात्रा वाले शब्द को सही चित्र से मिलायें



चाबी



बीस



हाथी



नदी



हीरा



मछली

20

तितली



कमीज



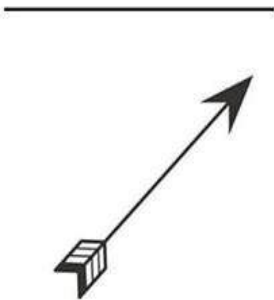



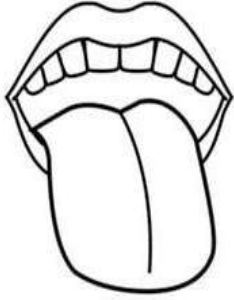
इमली



लड़की

चित्र देख कर शब्द लिखिए और रंग भरिये:

मछली बकरी दीपक जीभ हाथी तीर



सही शब्द चुनिए :

कि

ली

दी

ती

ड़ि

मि

रि

वि

टी



चि या



तित



बा श



धर



सान



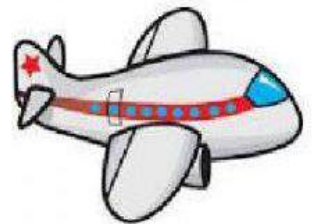
न



ठाई



सी




मान

इ (ि) की मात्रा

चित्र को पहचान कर सही शब्द पर गोला लगाएं

	डाकीया	डाकिया	डकीया
	पहिया	पहीया	पहया
	साइकल	साइकिल	साईकिल
	हीरन	हरिन	हिरन
	किताब	कीताब	किताव

Find the hidden numbers and colour them using a red colour.





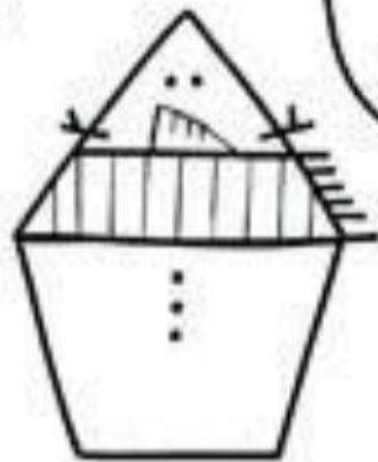
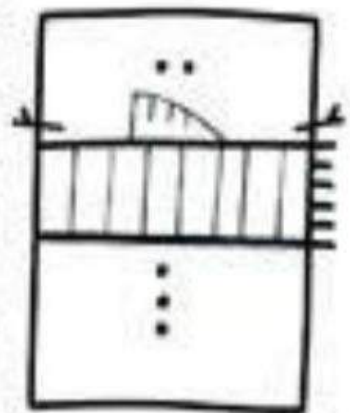
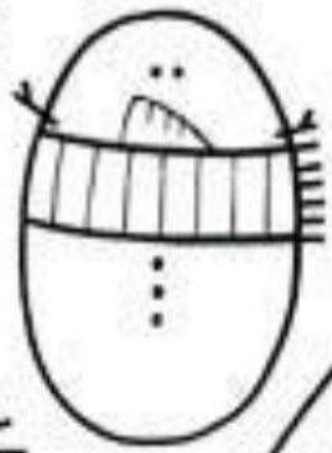
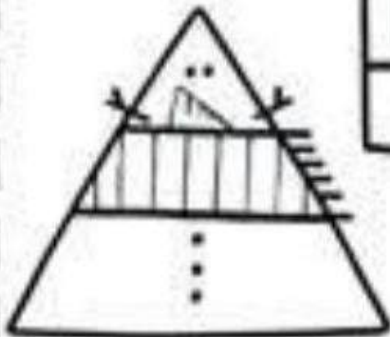


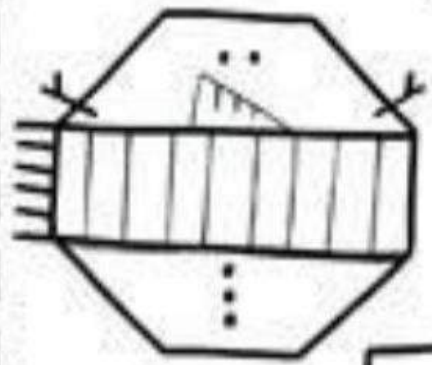
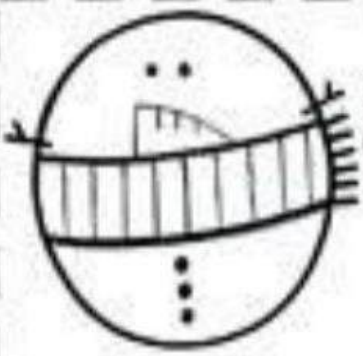
Colour the Gingerbread with the help of number code.



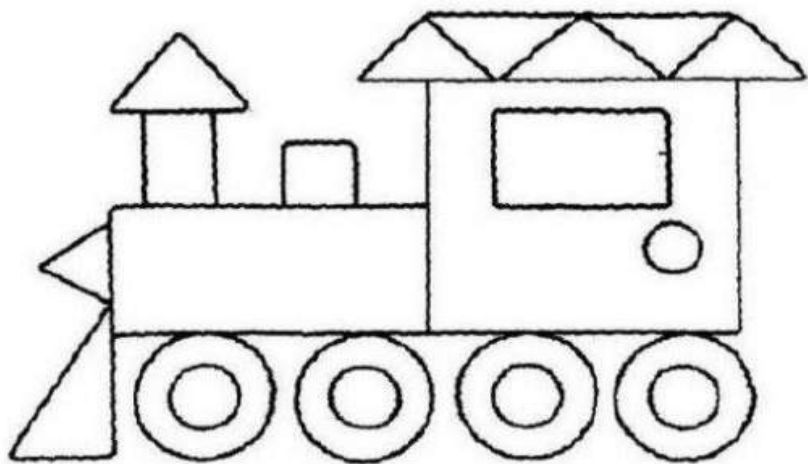
Snowman Shapes

Directions: Use the code to color the shape snowmen.


- heart - red
- square - blue
- circle - green
- triangle - purple
- star - yellow
- pentagon - pink
- oval - orange
- octagon - brown
- rectangle - black




Observe the given pictures and write the numbers of the given shapes. Colour it.



□	—
○	—
△	—
▭	—



□	—
○	—
△	—
▭	—



□	—
○	—
△	—
▭	—

EVS

Nature Walk

Look for each object, circle yes if you find it or no if you don't.

 <p>tree</p> <p>yes no</p>	 <p>butterfly</p> <p>yes no</p>
 <p>flower</p> <p>yes no</p>	 <p>worm</p> <p>yes no</p>
 <p>tracks</p> <p>yes no</p>	 <p>bird</p> <p>yes no</p>
 <p>bee</p> <p>yes no</p>	 <p>leaf</p> <p>yes no</p>
 <p>acorn</p> <p>yes no</p>	 <p>web</p> <p>yes no</p>
 <p>spider</p> <p>yes no</p>	 <p>squirrel</p> <p>yes no</p>

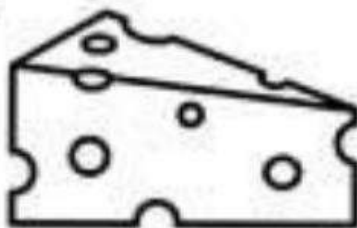
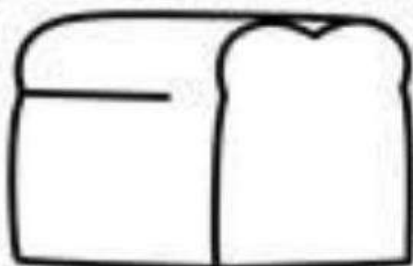
© Lindsey Powers 2014

Colour the items that you like to eat.




Things I Like to Eat

Directions: Color the pictures that you like to eat.

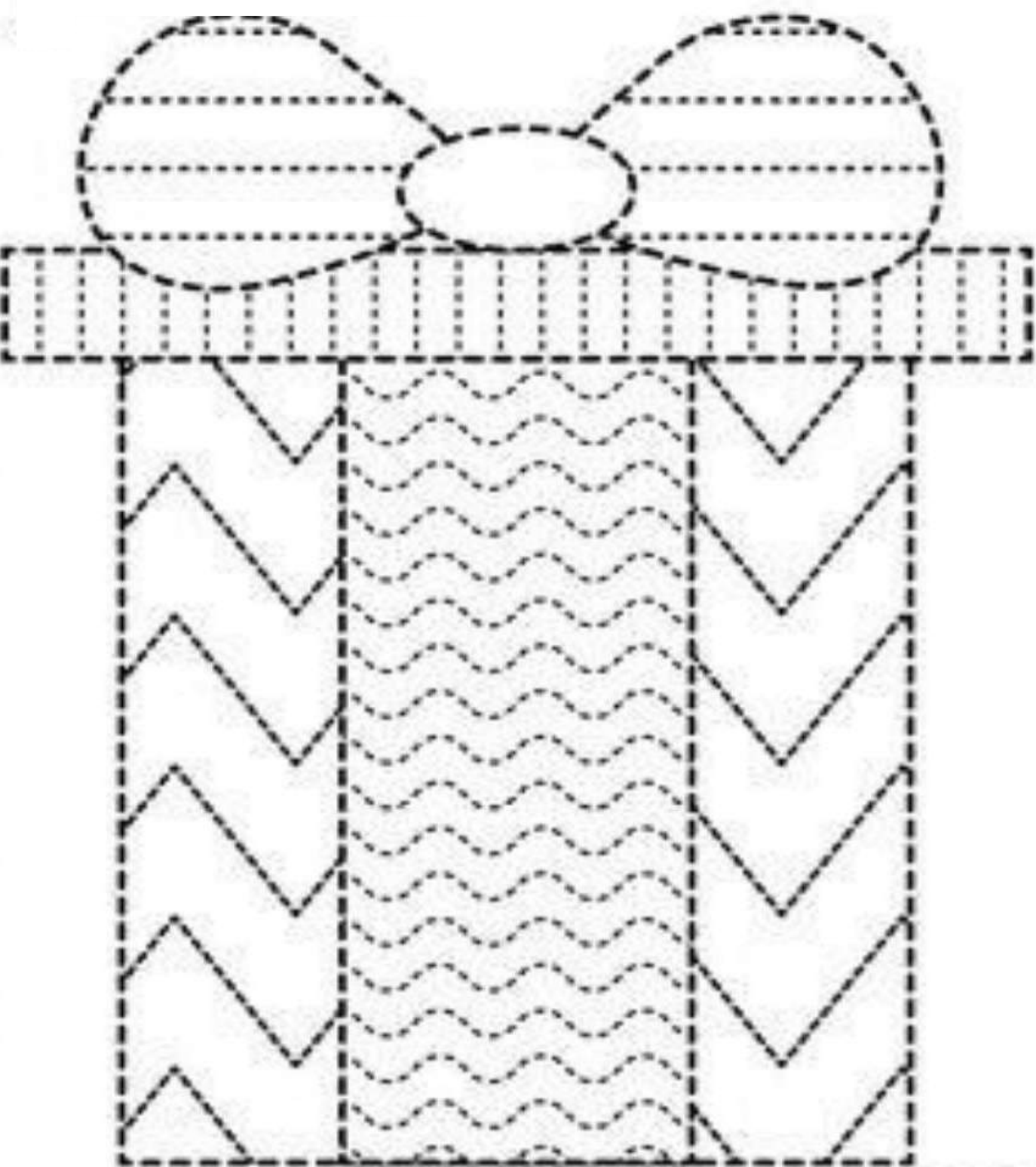


A Pearson Education product. © 2008 by Pearson Education, Inc.

Kids, Help the reindeer to find the correct path to reach the igloo.



Trace the patterns and colour it.



Colour and cut the paper to make the paper snowman.

Paper SNOWMAN

