



NEW INDIA SR. SEC. SCHOOL, PANCHKULA
WINTER BREAK ASSIGNMENT 2025-26
CLASS-II

*Hello
Winter*



HAVE A SAFE, WARM AND FUN WINTER BREAK!

JANUARY 01, 2026 TO JANUARY 15, 2026

(THE SCHOOL REOPENS ON JANUARY 16, 2026)

NAME _____

ROLL NO. _____

www.newindiapanchkula.in

Dear Parents,

Greetings from NISSS !

- ❖ Kindly find enclosed Holiday Homework for your ward. It is to be done during winter holidays i.e. from **Jan 1th, 2025 to Jan 15th, 2026**.
- ❖ Help your ward to complete his/her work and submit the same on **Jan 16th, 2026** when school reopens after winter holidays.
- ❖ To complete the Holiday Home work, motivate the child to do the activity by himself/herself under your supervision.
- ❖ Kindly make your ward to revise the work done in notebook.

Note: Utilize free time of your child by promoting reading good books, watch motivating videos / films, do physical activity and engage in home task of daily routine. Teach them the core values of your family and keep socializing for celebrations & spreading happiness. Looking forward to greet them with cheerful faces Next Year!

Happy New Year

What an exciting time of year! The New Year is a great time of year for reminiscing and looking forward to new adventures. Often there are parties, fireworks and family gatherings that we all love. Children can join in the fun with bright and colourful New Year crafts.

Suggested Reading List



- ◆ Peppa Pig Series
- ◆ Lady Bird Series
- ◆ My First Halloween
- ◆ Lady Bird Series
- ◆ Animals Eating -Early Reader
- ◆ I See a Butterfly

Suggested Movie List

- ◆ Hotel Transylvania
- ◆ The Grinch
- ◆ Beauty and the Beast
- ◆ Moana
- ◆ Brave


Benefits of reading books daily to your children

- Builds a child's vocabulary.
- They use the new words in their daily conversation.
- Builds confidence while communicating in front of an audience.
- Read and write independently, as they will be able to identify the words from daily reading.
- Enhance their thinking skills.
- Develop their own perspective and respect others opinion.
- Get creative in their own imagination and stimulate curiosity.



Favorite Bedtime Stories

Alldonemonkey.com



Parents kindly encourage your wards for picture reading and story books on daily basis.

ENGLISH

Q.1 Read the passage carefully and answer the questions that follow:

Christmas is a special festival celebrated on 25th December. People celebrate the birth of Jesus Christ on this day. Homes are decorated with colourful lights, stars, and Christmas trees. Children wait for Santa Claus, who brings gifts for them. People sing carols, share cakes, and spend time with family and friends. Christmas is a time of joy and giving.

A. Answer the following questions in complete sentences:

(i) When is Christmas celebrated?

(ii) Whose birthday do people celebrate on Christmas?

(iii) Name any two things used to decorate homes on the eve of Christmas.

(iv) Who brings gifts for children?

B. Tick (✓) the correct option:

(i) On Christmas, children wait for _____.

- (a) Santa Claus (b) Doctor (c) Teacher (d) Engineer

(ii) People sing _____ on the eve of Christmas.

- (a) pop songs (b) rhymes (c) patriotic songs (d) carols

(iii) Homes are decorated with:

- (a) books and pens (b) eating and sleeping (c) lights and Christmas tree (d) chairs and tables

(iv) Christmas is a time of:

- (a) reading and writing (b) eating and sleeping (c) jumping and laughing (d) joy and giving

C. Fill in the blanks:

(i) On 25th December, people celebrate the birth of _____.

(ii) Santa Claus brings _____ for children.

(iii) People share cakes and spend time with _____ and _____.

(iv) Christmas trees are decorated with _____ and stars.

D. Find the synonyms of the following words from the passage and write them in the space provided:

(i) Happiness: _____

(ii) Presents: _____

F. Write the antonyms of the following words in the space provided:

(i) Day: _____

(ii) Giving: _____

G. Match the following:

- | | | | | |
|-------|---------------------------|---|---|---------------------------|
| (i) | Santa Claus | • | • | Songs sung |
| (ii) | Christmas Tree | • | • | Brings gifts for children |
| (iii) | Carols | • | • | Decorating homes |
| (iv) | 25 th December | • | • | Jesus Christ |
| (v) | Cakes | • | • | Date of Christmas |
| (vi) | Christmas | • | • | Shared with family |

Q.2 Use the words given in the brackets to form the -ing form of doing words. Then, fill in the blanks with the suitable words:

(a) The sun is _____ (shine) brightly in the sky.



(b) Priya is _____ (read) a book.



(c) My mumma is _____ (drink) tea.



(d) They _____ (ride a bicycle) on the road.



(e) The bird _____ (fly).



(f) We are _____ (make) a snowman.



(g) He is _____ (play) football.



(h) The baby is _____ (cry) loudly.



(i) Uncle John is _____ (drive) a car.



(j) I am _____ (ride) a horse.



(k) The children _____ (play) with their blocks.




(l) Ryan and Nisha are _____ (sing) a song.



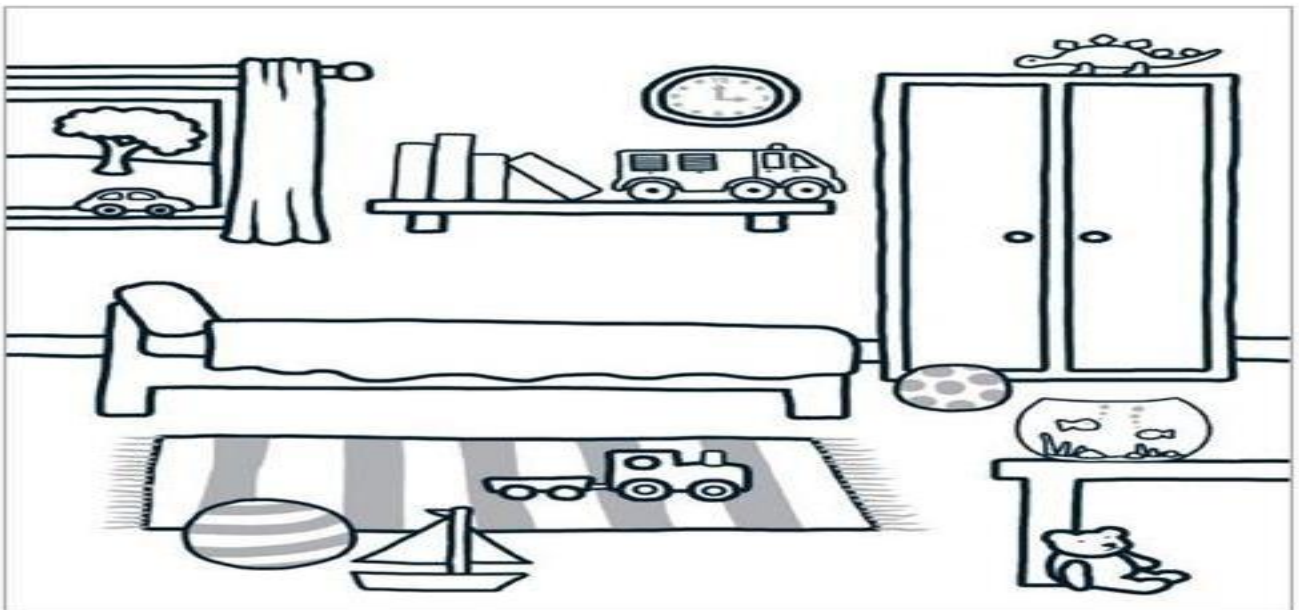
Q.3 Join the adventure of searching and underline the doing words in the following Story: “The Lion and the Mouse”:

- (a) Once a lion was sleeping in the jungle.
- (b) A mouse started running up and down on his body.
- (c) The lion woke up angrily.
- (d) He caught the mouse and was about to eat it.
- (e) The mouse started crying.
- (f) It requested the lion to set him free.
- (g) The lion freed the mouse.
- (h) After some days, a hunter caught the lion in a net.
- (i) The lion roared loudly.
- (j) Hearing his roar, the mouse came to him.
- (k) It saw the lion trapped in a net.
- (l) The mouse cut the net with its teeth.
- (m) The lion walked out and they became best friends forever.



Q.4 Look at the picture and fill in the blanks using words from the help box:

under	behind	on	between	near	In
-------	--------	----	---------	------	----









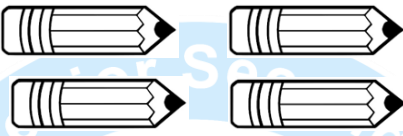

- (a) The fish bowl has two fish _____ it.
- (b) The toy train is _____ the mat.
- (c) The toy yacht is _____ the ball.

- (d) The clock is _____ the wall.
- (e) The mat is _____ the toy yacht.
- (f) The books and the toy truck are kept _____ the shelf.
- (g) The shelf is _____ the window and the almirah.
- (h) The teddy bear is _____ the table.
- (i) The almirah is _____ the ball.
- (j) The toy dinosaur is kept _____ the almirah.
- (k) The fish bowl is _____ the table.








Q.5 Complete the sentences with correct conjunction (and, but, or):

- (a) Is this pen yours _____ mine?
- (b) The dog took the bone _____ ate it.
- (c) Penguins have wings, _____ they cannot fly.
- (d) I had bread _____ butter in the breakfast.
- (e) I want to go to the party _____ I am tired.
- (f) Zara _____ Zoro went to the market to buy milk.
- (g) Would you like to have tea _____ coffee?
- (h) Alice fell down _____ she did not get hurt.
- (i) Marry is tall _____ her brother is short.
- (j) I want to watch a movie _____ eat popcorn.
- (k) Sam will go to Mumbai either by bus _____ by train.
- (l) Tina _____ Sheena are best friends.

Q.6 Read the following and colour the correct picture according to the describing words:

A long train		
A small ball		
A beautiful girl		
Four pencils		

Q.7 Observe the pictures and tick (✓) the correct words in the brackets:

(a)	The snake is _____ than worm. (i) long (ii) longer	 
(b)	Tom is _____ than Jerry. (i) smaller (ii) bigger	 
(c)	A peacock is _____ than a pigeon. (i) beautiful (ii) more beautiful	 
(d)	My mother is _____ than me. (i) younger (ii) older	

Q.8 Choose the correct question tag (What? When? Who? Where? Why? Which?) to fill the blank:

- (a) _____ is your favourite colour?
- (b) _____ is your birthday?
- (c) _____ is your best friend?
- (d) _____ are you sad?
- (e) _____ do you live?
- (f) _____ is your name?
- (g) _____ is sitting under the tree?
- (h) _____ are you crying?
- (i) _____ do you celebrate Christmas?
- (j) _____ is the colour of the grass?

Q.9 Fill in the blanks by writing the given words in the brackets in their short form:

- (a) _____ going outside. (He is)
- (b) _____ very excited to go for outing with my friends. (I am)
- (c) _____ in grade II. (We are)
- (d) _____ raining outside. (It is)
- (f) _____ good in singing. (You are)
- (g) _____ will go to the park in the evening. (She will)
- (h) _____ tired of playing football. (They are)
- (i) _____ go to Mumbai. (They will)
- (j) _____ water the plants. (You will)

हिंदी

प्र.1 अपठित गद्यांश को पढ़कर प्रश्नों के उत्तर दीजिए :-

प्रकृति हमारे जीवन का सबसे सुंदर उपहार है। इसमें पेड़, पौधे, फूल, पहाड़, नदियाँ, आकाश, सूरज और चाँद सभी शामिल हैं। पेड़ हमें फल, फूल, लकड़ी और ताज़ी हवा देते हैं। पक्षी इन्हीं पेड़ों पर अपने घोंसले बनाते हैं। सुबह जब सूरज निकलता है तो उसकी सुनहरी किरणें धरती को चमका देती हैं। बच्चे पार्क में खेलते हैं, फूलों पर तितलियाँ मंडराती हैं और चारों ओर खुशबू फैल जाती है। बरसात के मौसम में पेड़ों की पत्तियाँ धोकर और भी हरी हो जाती हैं। खेतों में फसलें लहराने लगती हैं। किसान खुश होते हैं क्योंकि बारिश से उनकी फसल को पानी मिलता है। नदी, झरने और तालाब भी पानी से भर जाते हैं। जब प्रकृति सुंदर लगती है, तो मन भी प्रसन्न हो जाता है। हमें प्रकृति की रक्षा करनी चाहिए। पेड़ों को नहीं काटना चाहिए, नदियों को गंदा नहीं करना चाहिए और पक्षियों को नुकसान नहीं पहुँचाना चाहिए। अगर हम प्रकृति का ध्यान रखेंगे तो यह हमें हर समय खुश रखेगी।

(क) प्रकृति में क्या-क्या शामिल है?

- (i) किताब और पेन (ii) पेड़, पौधे, फूल, नदियाँ, सूरज (iii) घर और गाड़ी (iv) केवल पहाड़

(ख) पेड़ हमें क्या देते हैं?

- (i) ताज़ी हवा और फल (ii) मिठाई (iii) पत्थर (iv) आवाज़

(ग) पक्षी अपने घोंसले कहाँ बनाते हैं?

- (i) नदी में (ii) पेड़ों पर (iii) खेत में (iv) आसमान में

(घ) सुबह सूरज की किरणें क्या करती हैं?

- (i) अंधेरा फैलाती हैं (ii) धरती को चमकाती हैं (iii) बारिश करवाती हैं (iv) हवा रोक देती हैं

(ङ) बरसात में पेड़ों की पत्तियाँ कैसी हो जाती हैं?

- (i) पीली (ii) सूखी (iii) हरी और चमकदार (iv) झड़ जाती हैं

(च) किसान कब खुश होते हैं?

- (i) जब बारिश होती है (ii) जब पेड़ गिरते हैं
(iii) जब सूरज नहीं निकलता (iv) जब खेत सूख जाते हैं

(छ) हमें प्रकृति के साथ कैसा व्यवहार करना चाहिए?

- (i) उसे नुकसान पहुँचाना चाहिए (ii) उसकी रक्षा करनी चाहिए
(iii) पेड़ों को काटना चाहिए (iv) नदियों में कचरा डालना चाहिए

(ज) अगर हम प्रकृति की रक्षा करेंगे तो वह हमें क्या देगी?

- (i) दुख (ii) गुस्सा (iii) खुशी और शांति (iv) कुछ नहीं

प्र.2 सही लिंग चुनिए :

(क) राजा → _____

- (i) रानी (ii) सेवक (iii) बहन (iv) बेटी

(ख) शेर → _____

- (i) गधा (ii) बिल्ली (iii) शेरनी (iv) बकरी

(ग) बेटा → _____

(i) पिता

(ii) बहन

(iii) बेटा

(iv) माता

(घ) घोड़ा → _____

(i) गाय

(ii) घोड़ी

(iii) बकरी

(iv) हिरणी

(ङ) आदमी → _____

(i) बहन

(ii) लड़की

(iii) औरत

(iv) पत्नी

प्र.3 नीचे दिए गए शब्दों का स्त्रीलिंग लिखिए :

(क) लड़का

(ख) राजा

(ग) पति

(घ) दादा

प्र.4 नीचे दिए गए स्त्रीलिंग शब्दों का पुल्लिंग लिखिए:

(क) स्त्रीलिंग

पुल्लिंग

(ख) रानी

(ग) माँ

(घ) बहन

(ङ) दादी

(च) अध्यापिका



MATHEMATICS

Q.1 How Much Money Should Be Paid?

Ryan, Anjali, Tina and Sam are going to the market to buy a few things. Help them find the prices of the items they need, and then add the prices to find the total amount they have to pay:



Also, help them find the answers of the following questions:

Ryan

	₹	P
Overcoat		
Socks		
+		
Total		

Anjali

	₹	P
Sweater		
Cap		
+		
Total		

Tina



	₹	P
Jacket		
Sweater		
+		
Total		

Sam

	₹	P
Cap		
Socks		
+		
Total		

- (i) Which cloth was the costliest? _____
- (ii) Which cloth was the cheapest? _____
- (iii) Which 2 clothes could they buy if they had Only ₹78? _____
- (iv) How much money is required to buy a jacket and an overcoat? _____

Q.2 Redraw these 20 flowers into 4 groups and give different colours to each group:




There are 4 groups of flowers. The division fact is ÷ = .


Now, solve the above obtained division sums:


Divisor = Dividend = Quotient = Remainder =


Q.3 “Lucas says, “Equal sharing has become easier with division! Let’s try and find out!”





 $15 \div 3 = \bigcirc$


 $36 \div 9 = \bigcirc$


 $18 \div 2 = \bigcirc$


 $36 \div 6 = \bigcirc$


 $25 \div 5 = \bigcirc$


 $35 \div 7 = \bigcirc$


 $30 \div 5 = \bigcirc$

 $48 \div 8 = \bigcirc$

 $24 \div 4 = \bigcirc$

 $40 \div 8 = \bigcirc$

 $45 \div 9 = \bigcirc$

 $28 \div 7 = \bigcirc$

Q.4 Divide the number and colour the picture using the colour key given below:

72 ÷ 6 =

42 ÷ 7 =

49 ÷ 7 =

16 ÷ 8 =

80 ÷ 8 =

56 ÷ 7 =

40 ÷ 5 =

60 ÷ 6 =

36 ÷ 6 =

64 ÷ 8 =

40 ÷ 5 =

35 ÷ 5 =

56 ÷ 7 =


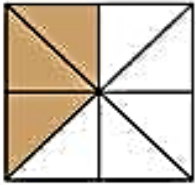

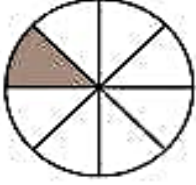

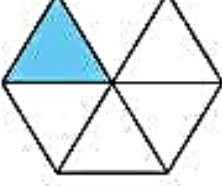
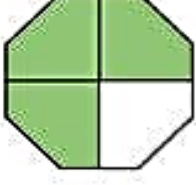

16 ÷ 8 =

30 ÷ 5 =


7 ÷ 7 =


c 1 & 2 = Orange 7 = White 10 = Light Blue
o 3 & 4 = Blue 8 = Pink 11 = Light Brown
d 5 & 6 = Black 9 = Green 12 = Red
e


Q.5 Look, Think and Match – Shaded Shapes and Their Fractions:


	•	• $\frac{1}{8}$
	•	• $\frac{2}{6}$
	•	• $\frac{1}{4}$
	•	• $\frac{1}{2}$
	•	• $\frac{3}{4}$
	•	• $\frac{1}{3}$
	•	• $\frac{3}{8}$
	•	• $\frac{1}{6}$


Q.6 Fraction Fun! Follow the fractions and colour each part with care:

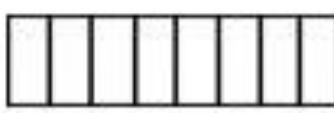
1. $\frac{1}{3} =$ 


7. $\frac{3}{4} =$ 

2. $\frac{3}{8} =$ 


8. $\frac{5}{8} =$ 


3. $\frac{5}{6} =$ 


9. $\frac{2}{8} =$ 


4. $\frac{4}{8} =$ 

10. $\frac{2}{4} =$ 

5. $\frac{6}{8} =$ 

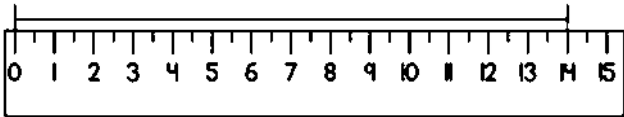
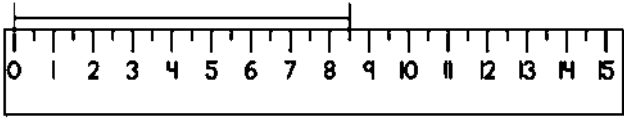
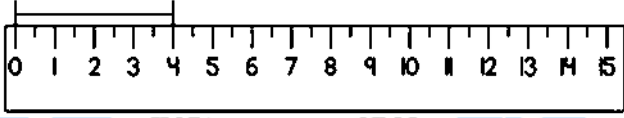
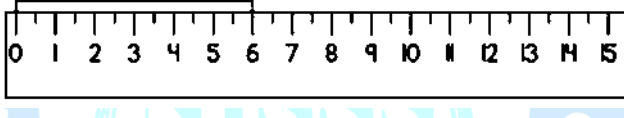
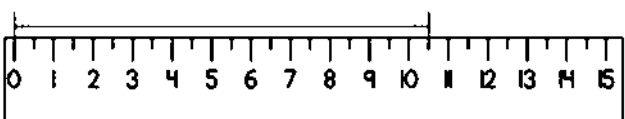
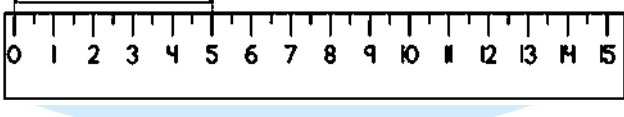
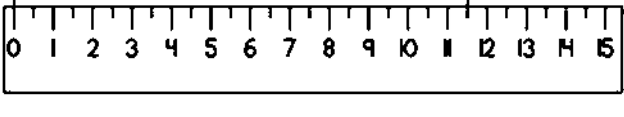
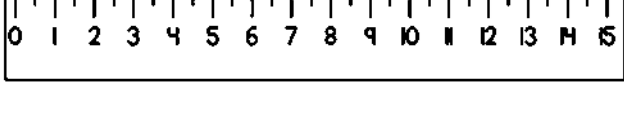
11. $\frac{3}{4} =$ 

6. $\frac{1}{4} =$ 









12. $\frac{4}{7} =$ 

Q.7 How many centimetre (cm) does the line show:

READING A RULER

(a)	 <input type="text"/> cm
(b)	 <input type="text"/> cm
(c)	 <input type="text"/> cm
(d)	 <input type="text"/> cm
(e)	 <input type="text"/> cm
(f)	 <input type="text"/> cm
(g)	 <input type="text"/> cm
(h)	 <input type="text"/> cm

Q.8 Circle the correct unit to measure the following:

(a) 	(b) 	(c) 	(d) 
Millilitre	Kilogram	Litre	Litre
Gram	Gram	Kilogram	Millilitre
(e) 	(f) 	(g) 	(h) 
Kilogram	Millilitre	Gram	Millilitre
Millilitre	Gram	Millilitre	Litre

Creativity Corner

Q.9 Use colourful sheets to make a fraction either a bird, a fish or a flower in your scrap file.

Objective: To understand and show fractions through a fun art activity.




Material Required:

Scrap file, coloured paper, scissors, glue, ruler, black sketch pen, crayons or colour pencils.

Instructions:

1. Open a fresh page in your scrap file.
2. Choose whether to make a bird, fish or a flower.
3. Cut colourful shapes to form your picture.
4. Show the fractions (e.g. $\frac{1}{2}$, $\frac{1}{4}$, etc.)
5. Paste all parts neatly and label fractions
6. Write the title “My Fraction Bird”/ “My Fraction Fish” or “My Fraction Flower” on top.
7. Keep your work neat, clean, colourful and creative.

Note: Students may refer to the attached pictures of a fraction bird and a fraction fish for ideas and inspiration:



EVS

Q.1 Plants and Animals Around Us:

Look at the given images and answer the following questions:



(a) The lion lives in this:


(b) Birds lay their eggs here:

(c) Dogs live here:

(d) A spider makes this:

Q.2 Plants and Animals Around Us:

Plants give us several products. Write the name of things that we get from plants.



1. _____

2. _____

3. _____

4. _____

5. _____

6. _____

7. _____

8. _____

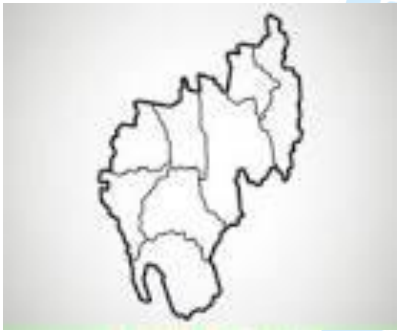
Q.3 Identify the picture and complete the name of state:



T _ _ A _ _ A _ A



K _ _ N _ T _ _ A




T _ I _ U _ A _



_ E _ _ A L _ Y _



B _ H _ R



Q.4 Neighbourhood services

List the following words under the given headings:

(doctor, letter, white board, postcard, letterbox)

(gurudwara, marker, ambulance, thermometer, envelope, nurse, mosque, church, stamp)

School	Hospital	Places of worship	Post office

Q.5 Transport and Safety:

Write the different modes of transport

Land Transport	Water Transport	Air Transport

Q.6 Games We Play:

Write any four games and complete the following table:

Name of the game	Indoor/ Outdoor	Write the things we needed to play

Q.7 Save The Earth:

Colour the picture beautifully:



Q.8 Means of communication:

Look at the given image and answer the questions in one word:



1. The oldest means of communication _____
2. We can speak with anyone anywhere in the world with _____
3. Message to many people can be sent through _____
4. We can both hear as well as see all the events of a day _____
5. We can only hear all the events of the day with the help of _____

Q.9 Match the following means of communication with their picture:



Mobile phone



Book

Newspaper



Magazine



Television



Radio



Telephone



Letter

Computer



Creative corner

Activity: Paste different types of real leaves in scrap file

Activity: Paste some picture of means of communication in scrap file.

Activity: Draw and label the parts of plants in scrap file.

❖ **Revise syllabus covered from September to December from EVS book and notebook.**

