



NEW INDIA SR. SEC. SCHOOL, PANCHKULA

WINTER BREAK ASSIGNMENT 2025-26

CLASS-LKG

Hello Winter



HAVE A SAFE, WARM AND FUN WINTER BREAK!

JANUARY 01, 2026 TO JANUARY 15, 2026

(THE SCHOOL REOPENS ON JANUARY 16, 2026)

NAME _____

ROLL NO. _____

www.newindiapanchkula.in

Dear Parents:

Greetings from NISSS!

- ❖ Kindly find enclosed Holiday Homework for your ward. It is to be done during winter holidays i.e. from **Jan 1, 2026 to Jan 15, 2026**.
- ❖ Help your ward to complete his/her work and submit the same on **Jan 16, 2026** when school reopens after winter holidays.
- ❖ To complete the Holiday Home work, motivate the child to do the activity by himself/herself under your supervision.
- ❖ Kindly make your ward to revise the work done in notebook.

Note:- Utilize free time of your child by promoting reading good books, watch motivating videos / films, do physical activity and engage in home task of daily routine. Teach them the core values of your family and keep socializing for celebrations & spreading happiness. Looking forward to greet them with cheerful faces Next Year!

Happy New Year

What an exciting time of year! The New Year is a great time of year for reminiscing and looking forward to new adventures. Often there are parties, fireworks and family gatherings that we all love. Children can join in the fun with bright and colourful New Year crafts.

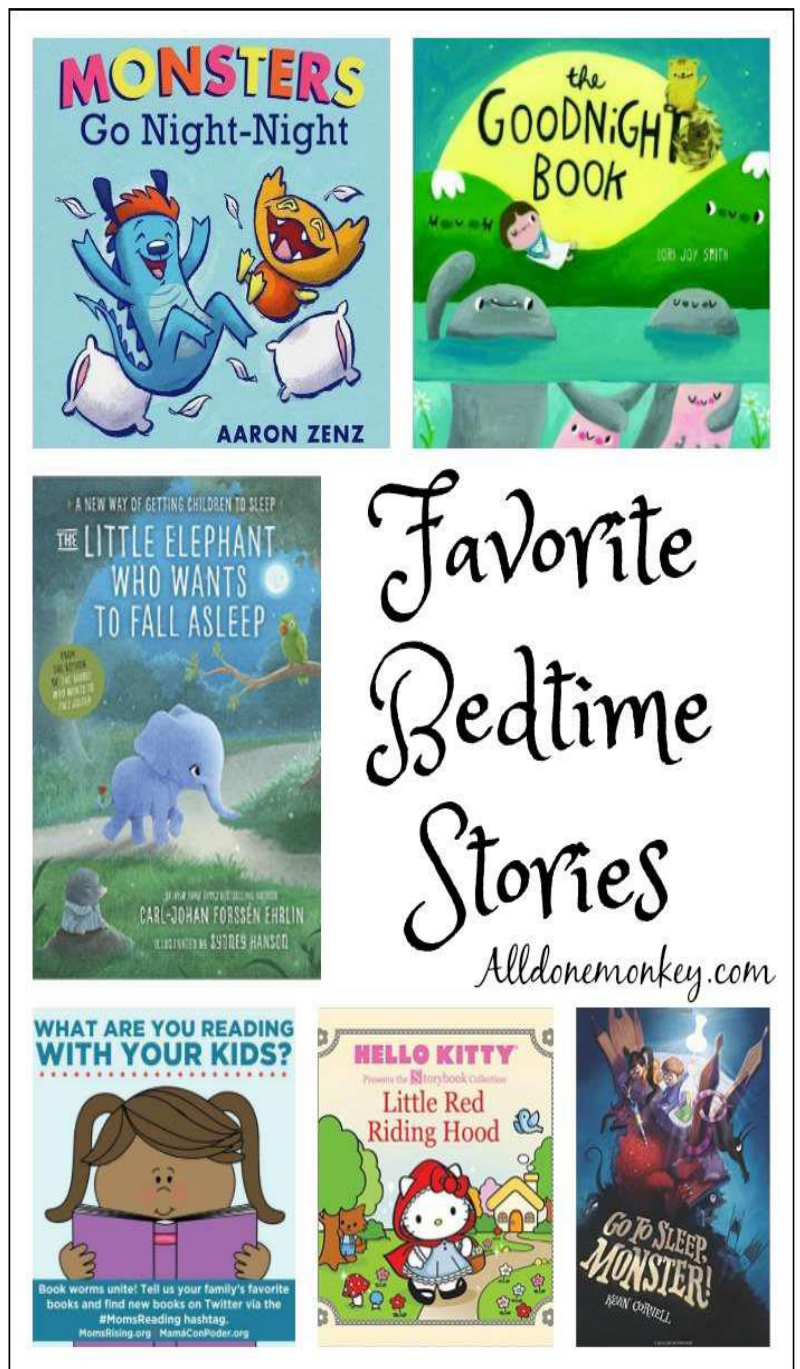


ACTIVITY 2: READING STORIES

Stories are so much fun for our young learners. They love listening to stories if you make it a fun-filled experience for them and not just a reading session. You can teach the children any concepts through stories, hence get started with colourful storybooks to get their attention.

Benefits of reading books daily to your children:

- Builds a child's vocabulary.
- They use the new words in their daily conversation.
- Builds confidence while communicating in front of an audience.
- Read and write independently, as they will be able to identify the words from daily reading.
- Enhance their thinking skills.
- Develop their own perspective and respect others opinion.
- Get creative in their own imagination and stimulate curiosity.



Parents kindly encourage your wards for picture reading and story books on daily basis.

Suggested Reading List


























- **PEPPA PIG SERIES**
- **LADY BIRD SERIES**
- **MY FIRST HALLOWEEN**
- **NIMALS EATING -EARLY READER**
- **I SEE A BUTTERFLY**

Suggested Movie List




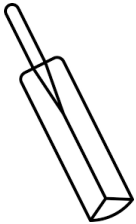

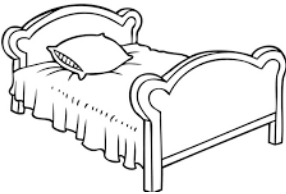

- **HOTEL TRANSYLVANIA**
- **THE GRINCH**
- **BEAUTY AND THE BEAST**
- **MOANA**
- **BRAVE**

ENGLISH


Q.1 Write mumma letter 'A to Z' :




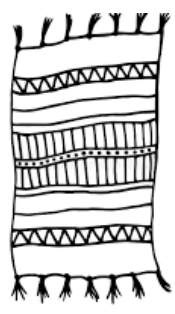
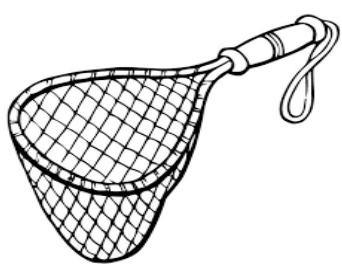
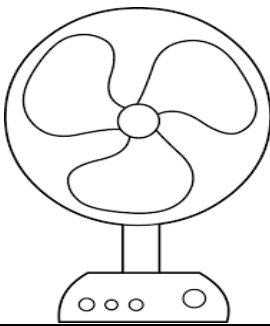


Q.2 Fill the vowels ‘a’, ‘e’ in the blanks:

	D_____N		C_____T
	T_____P	10	T_____N
	B_____T		H_____N
	B_____D		B_____G

Q.3 Colour the picture of letter ‘S’:



Q.4 See the picture and circle the correct letter:

	BAG	LEG
	MAT	FAT
	LET	NET
	FAN	MAN
	TEN	PEN
	MAP	CAP

Q.5 Write baby letter ‘a’ to ‘z’ :




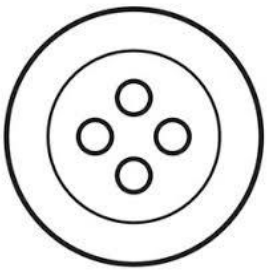

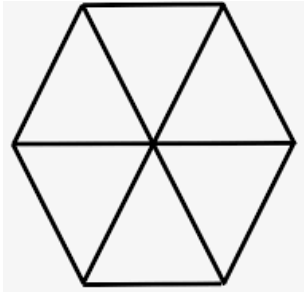


<div></div>	<div></div>	<div></div>	<div></div>
<div></div>	<div></div>	<div></div>	<div></div>
<div></div>	<div></div>	<div></div>	<div></div>
<div></div>	<div></div>	<div></div>	<div></div>
<div></div>	<div></div>	<div></div>	<div></div>
<div></div>	<div></div>	<div></div>	<div></div>
<div></div>	<div></div>	<div></div>	<div></div>

हिंदी

प्र.1 'क से ज' तक लिखें:

This image shows a handwriting practice sheet. It consists of 10 rows of three-lined guides. Each row contains five sets of three horizontal lines (top, middle, bottom) with a small black dot on the middle line for letter height reference. The lines are evenly spaced and cover the entire page.

प्र.2 चित्र देखकर सही वर्ण लिखें:

	<hr/> <hr/>		<hr/> <hr/>
	<hr/> <hr/>		<hr/> <hr/>
	<hr/> <hr/>		<hr/> <hr/>
	<hr/> <hr/>		<hr/> <hr/>

प्र.3 रिक्त स्थान भरों :


अ	<hr/> <hr/>	<hr/> <hr/>	ई	<hr/> <hr/>
उ	<hr/> <hr/>	<hr/> <hr/>		<hr/> <hr/>
	<hr/> <hr/>	ओ	<hr/> <hr/>	<hr/> <hr/>

अः

प्र.4 दिए गए वर्ण के बाद आने वाले वर्ण लिखो :

प	<hr/> <hr/>	ग	<hr/> <hr/>
त्र	<hr/> <hr/>	स	<hr/> <hr/>
ष	<hr/> <hr/>	ह	<hr/> <hr/>
ब	<hr/> <hr/>	ल	<hr/> <hr/>

प्र.5 'स' वर्ण से संबंधित चित्र में रंग भरें :

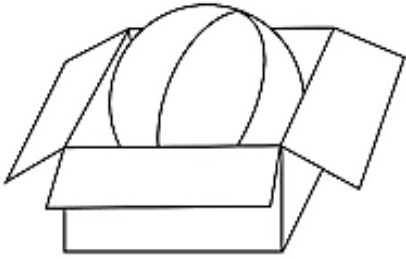

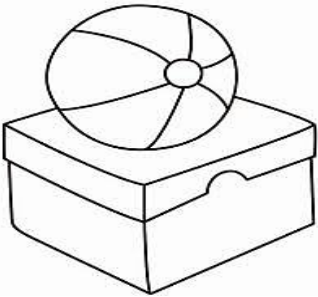







MATHEMATICS

Q.1 Write missing counting (40 to 1):


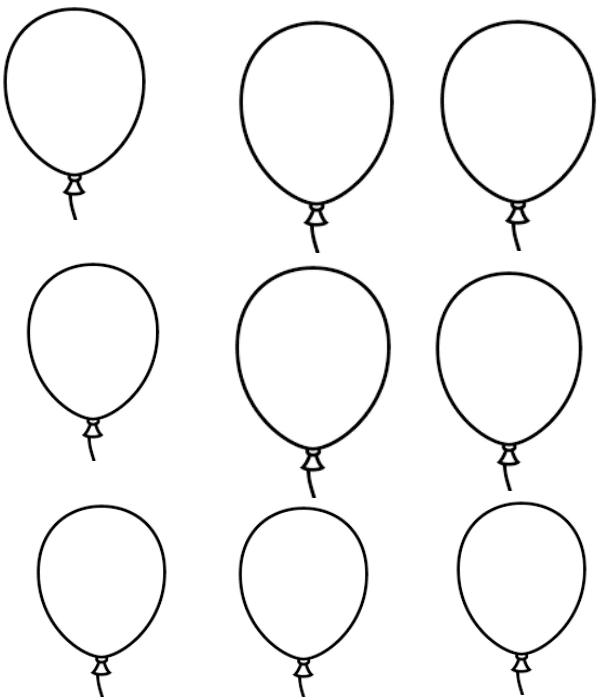
40		38		36
	34		32	
30		28		26
	24		22	
20		18		16
	14		12	
10		8		6
	4		2	

Q.2 Tick (✓) the picture having object inside the box :


 	 
 	 

Q.3 More or Less:

(a) Colour the group that has more:

	
---	--

(b) Colour the group that has less:



Q.4 What comes before and after:

___ **49** ___

___ **23** ___

___ **42** ___

___ **34** ___

___ **27** ___

___ **30** ___

___ **21** ___

___ **38** ___

___ **39** ___

___ **35** ___

___ **24** ___

___ **48** ___

___ **40** ___

___ **22** ___

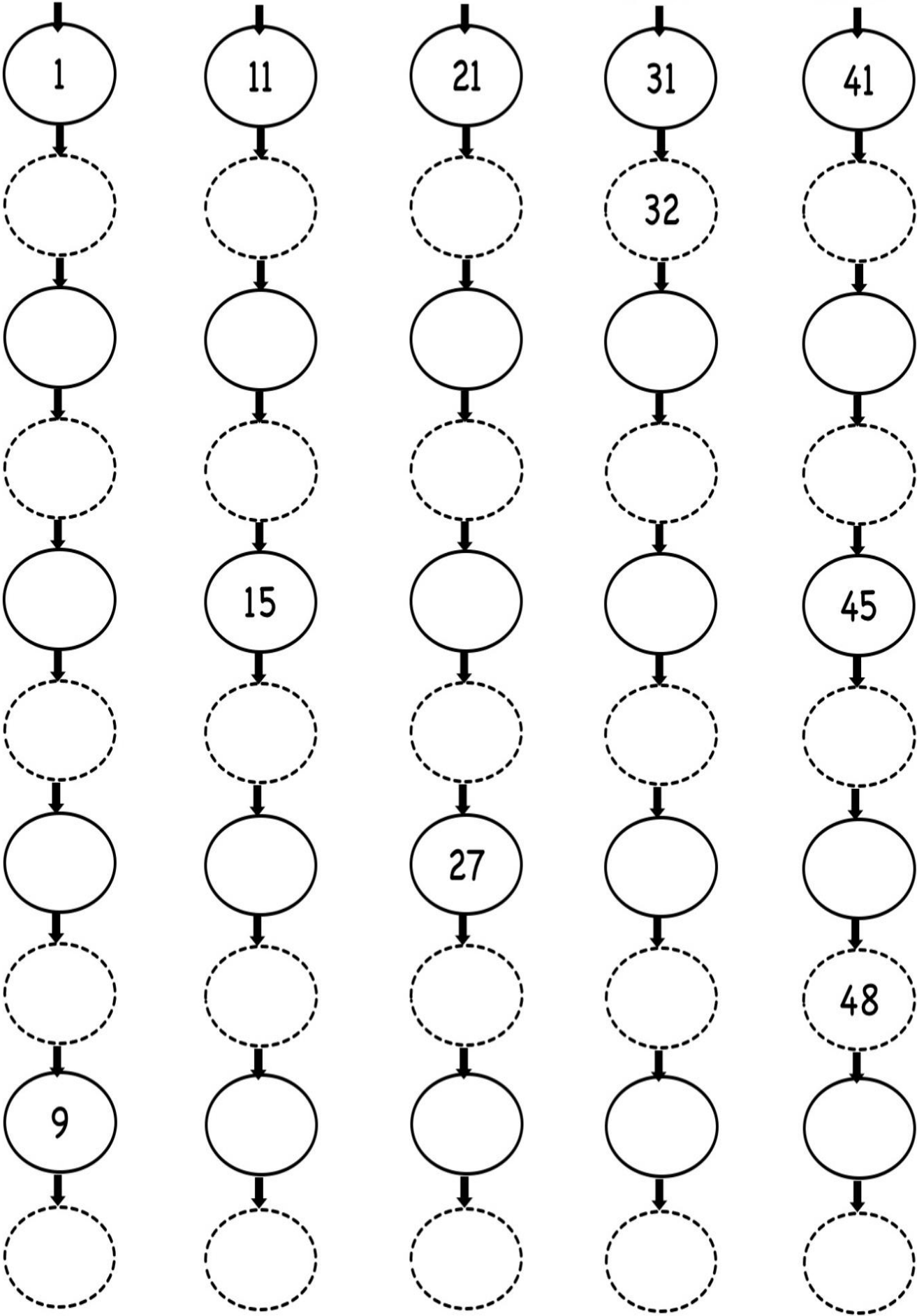
___ **47** ___

___ **46** ___

___ **45** ___

___ **25** ___

Q.5 Write forward counting (1 to 50):



Q.1 Match the community helpers to their tools:




•



•



•



•



•



•



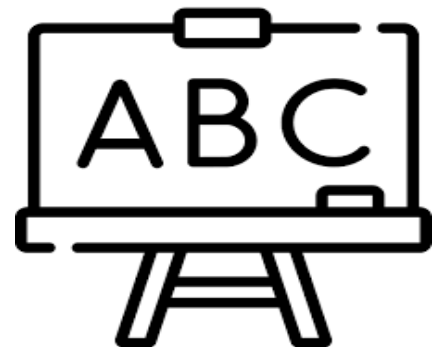
•



•














•






•

Q.2 Colour the farm animals:





Q.3 Circle the odd one out:



(a)






(b)



(c)



(d)



Q.4 Paste the pictures of Land, Water, Air transport vehicles in scrap file (3 each).


Q.5 Paste the pictures of five places in your neighbourhood in scrap file.

Q.6 Make a wild animal's face with an origami sheet and paste in scrap file.

VISUAL ART

Q.1 Make a flower with origami sheet.

Q.2 Make a beautiful fish by tearing and pasting paper:



Q.3 Paste the cotton on the Snowman and colour the picture.

