



**NEW INDIA SR. SEC. SCHOOL, PANCHKULA**  
**WINTER BREAK ASSIGNMENT 2025-26**  
**CLASS-NURSERY**

*Hello  
Winter*



**HAVE A SAFE, WARM AND FUN WINTER BREAK!**

**JANUARY 01, 2026 TO JANUARY 15, 2026**

**(THE SCHOOL REOPENS ON JANUARY 16, 2026)**

NAME \_\_\_\_\_

ROLL NO. \_\_\_\_\_

[www.newindiapanchkula.in](http://www.newindiapanchkula.in)

**Dear Parents,**

***Greetings from NISSS!***

- ❖ Kindly find enclosed Holiday Homework for your ward. It is to be done during winter holidays i.e. from **Jan 1<sup>st</sup>, 2026 to Jan 15<sup>th</sup> 2026.**
- ❖ Help your ward to complete his/her work and submit the same on **Jan 16<sup>th</sup>, 2026** when school reopens after winter holidays.
- ❖ To complete the Holiday Home work, motivate the child to do the activity by himself/herself under your supervision.
- ❖ Kindly make your ward to revise the work done in notebook

**Note:** Utilize free time of your child by promoting reading good books, watch motivating videos / films, do physical activity and engage in home task of daily routine. Teach them the core values of your family and keep socializing for celebrations & spreading happiness. Looking forward to greet them with cheerful faces Next Year!

*Happy New Year*

What an exciting time of year! The New Year is a great time of year for reminiscing and looking forward to new adventures. Often there are parties, fireworks and family gatherings that we all love. Children can join in the fun with bright and colourful New Year crafts.



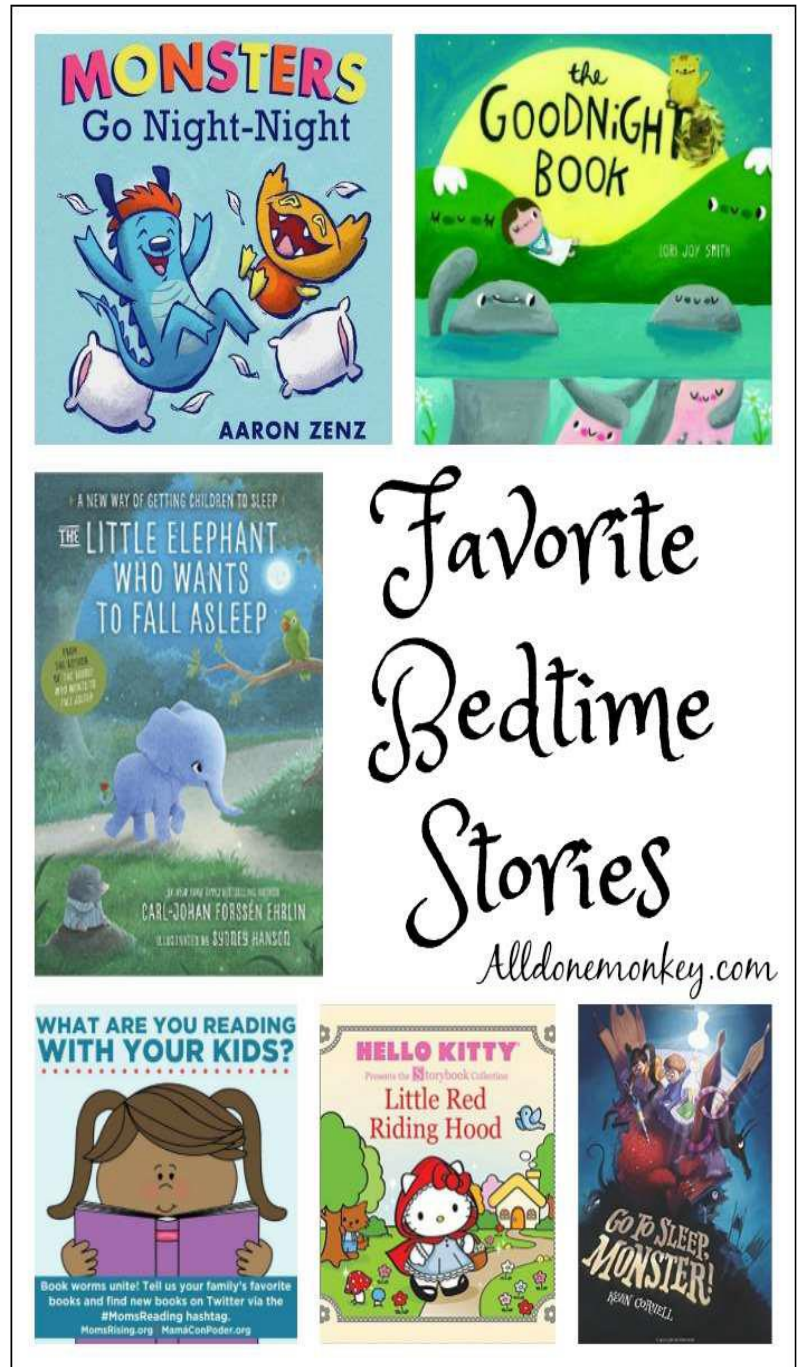


## ACTIVITY 2: READING STORIES

Stories are so much fun for our young learners. They love listening to stories if you make it a fun-filled experience for them and not just a reading session. You can teach the children any concepts through stories, hence get started with colourful storybooks to get their attention.

### Benefits of reading books daily to your children:

- Builds a child's vocabulary.
- They use the new words in their daily conversation.
- Builds confidence while communicating in front of an audience.
- Read and write independently, as they will be able to identify the words from daily reading.
- Enhance their thinking skills.
- Develop their own perspective and respect others opinion.
- Get creative in their own imagination and stimulate curiosity.



# Parents kindly encourage your wards for picture reading and story books on daily basis.

### **Suggested Reading List**

- Peppa Pig Series
- Lady Bird Series
- My First Halloween
- Animals Eating -Early Reader
- I See a Butterfly

### **Suggested Movie List**

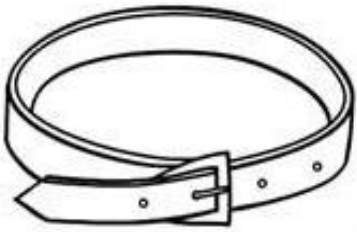
- Hotel Transylvania
- The Grinch
- Beauty and the Beast
- Moana
- Brave

## ENGLISH

❖ Write A-Z Mumma letters and Baby letters on single dot in sequence in notebook ( 3 times )

❖ **ORAL-** Revise A-Z and book reading A-Z with phonics

**Q.1 Write the first letter of pictures:**




\_\_\_\_\_




\_\_\_\_\_



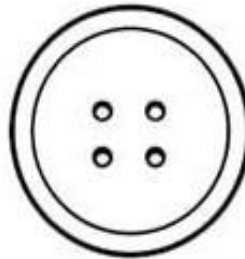
\_\_\_\_\_



\_\_\_\_\_




\_\_\_\_\_




\_\_\_\_\_



\_\_\_\_\_



\_\_\_\_\_




\_\_\_\_\_



\_\_\_\_\_

Q.2 Circle the correct letter:



|   |   |   |
|---|---|---|
| A | G | D |
|---|---|---|



|   |   |   |
|---|---|---|
| I | W | Z |
|---|---|---|

1


|   |   |   |
|---|---|---|
| L | K | O |
|---|---|---|




|   |   |   |
|---|---|---|
| B | Z | S |
|---|---|---|



|   |   |   |
|---|---|---|
| Z | H | B |
|---|---|---|



|   |   |   |
|---|---|---|
| M | L | B |
|---|---|---|



|   |   |   |
|---|---|---|
| F | H | C |
|---|---|---|

## हिंदी

❖ ट से ह तक का लिखित अभ्यास तीन बार कार्यपुस्तिका में कीजिए।

❖ क से ह तक मौखिक अभ्यास कीजिए।

प्र०1 चित्र पहचान कर सही वर्ण लिखें:



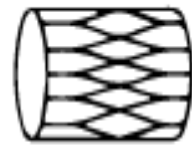
\_\_\_\_\_



\_\_\_\_\_



\_\_\_\_\_



\_\_\_\_\_



\_\_\_\_\_



\_\_\_\_\_




\_\_\_\_\_



\_\_\_\_\_



\_\_\_\_\_



\_\_\_\_\_

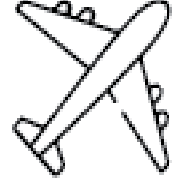



प्र०2 वर्ण देखकर सही चित्र पर गोला लगाएं:

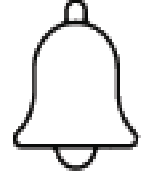

ध





ज




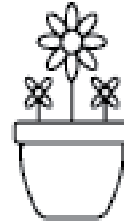
क



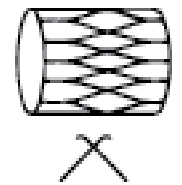
च



द



छ



## MATHEMATICS

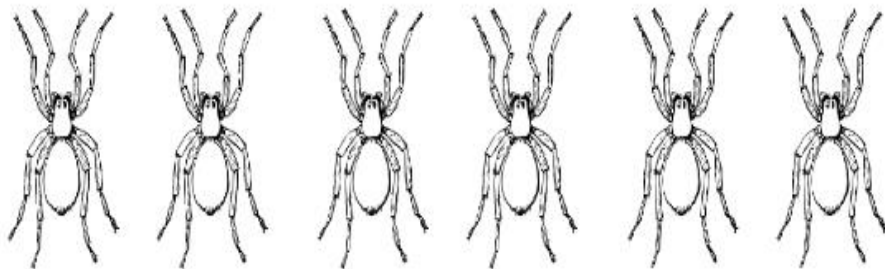

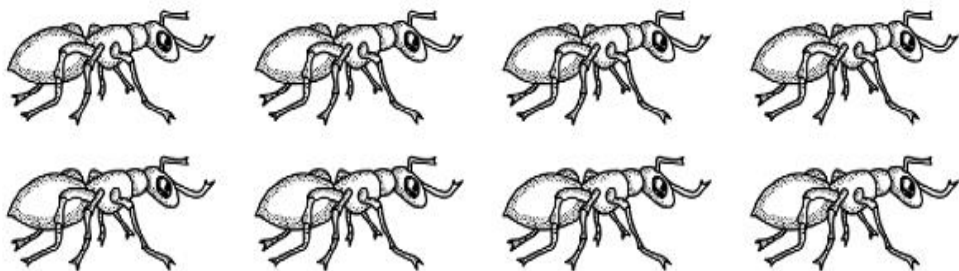

❖ Write counting 1-20 on single dot in notebook (3 times)

**Oral** drill of counting 1-20

**Q.1** Write the missing numbers:

|   |    |    |    |    |
|---|----|----|----|----|
| 1 |    |    | 4  |    |
| 6 | 7  |    |    | 10 |
|   |    | 13 | 14 |    |
|   | 17 |    |    | 20 |

Q.2 Count the items and write in the box:



## EVS

- ❖ Learn names of pet animals and wild animals.
- ❖ Learn names of days of the week.
- ❖ Learn names of the vehicles.

### THEME-ANIMAL KINGDOM

#### **ACTIVITY 3- ORIGAMI COOTIE CATCHER (FARM ANIMAL)**



Farm animals are animals that are raised and kept for agricultural purposes. They include cows, chickens, horse, pigs, geese and more.

Kids absolutely love farm animals – they’re a staple part of primary school learning, especially in younger kids, and seem to have transfixed children for generations. It’s important to teach about farm animals for kids and how farms work, for a variety of reasons. For one, it’s really important kids know and understand where their food comes from. This can help kids appreciate their meals more, understand the complicated process of how it ends up on their plate, and have some awareness for the issues surrounding this – food doesn’t (all) grow on trees!

#### **Material Required:**

- Origami Sheet
- Googly Eye
- Sketch Pens
- Fevicol

## ACTIVITY 4 -CRAFT ACTIVITY (WILD ANIMALS)

Wild animals are animals which are not domesticated. Like lions, bears etc. The wild animals are the animals that live on their own without any help from people, a wild animal finds its own shelter, food, water and all other needs. The wild animals refers to undomesticated animals. Wild animals are usually found in the forests as they are quite dangerous so they are not found on roads.

### Select any one Wild Craft Activity



### Material Required:

- Paper Cup / Tissue Paper Roll
- Scissors
- Fevicol
- Wool
- Chart Paper (Yellow/Orange)
- Glaze Paper (Brown)
- Googly Eye

### COMMUNICATION SKILLS

#### Revise all the questions and answers:

Q.1 What is your name?

Ans. My name is \_\_\_\_\_.

Q.2 When is your birthday?

Ans. My birthday is on \_\_\_\_\_.

Q.3 What is your age?

Ans. I am \_\_\_\_\_ year old.

Q.4 What is your school's name?

Ans. My School name is New India Senior Secondary School.

Q.5 What is your favourite colour?

Ans. My Favourite colour is \_\_\_\_\_.

Q.6 What is your favourite toy?

Ans. My favourite toy is \_\_\_\_\_.

Q.7 Which is your favourite fruit?

Ans. My favourite fruit is \_\_\_\_\_.

Q.8 What is the colour of mango?

Ans The colour of mango is yellow/green.

Q.9 How many members are in your family?

Ans. There are \_\_\_\_\_ members in my family.

Q.10 What is your favourite food?

Ans. My favourite food is \_\_\_\_\_.

### Self-Introduction

Hello everyone,

My name is \_\_\_\_\_.

I study in Class \_\_\_\_\_.

I am a \_\_\_\_\_ (girl/ boy).

I live in \_\_\_\_\_.

My mother's name is \_\_\_\_\_.

My father's name is \_\_\_\_\_.

My school name is New India Senior Secondary School.

### LEARN THE RHYMES

#### Rhymes Book

- ❖ It's Raining
- ❖ Incy Wincy Spider
- ❖ I can Run over the Bridge
- ❖ We rabbits

### सलोने गीत

- ❖ टीचर
- ❖ आज मंगलवार है
- ❖ छाता
- ❖ मछली जल की रानी है